



FUNCTION BUTTONS

- | | |
|---|--|
|  Arming |  Engine start |
|  Disarming |  Car finding |

FUNCTION



1. ARMING

Press button “”, the system turn to arming status, when the first shock is detected, siren will beep 3 times, and turning light will flash synchronously, if another shock is detected within 5 seconds, siren will start to beep and turning light will flash, it will last 15 seconds, engine will be locked automatically.



2. EMERGENCY ALARM

Under arming status, if the vehicle is forced to start, siren will beep, turning light will start to flash, engine will be locked automatically.


3. ANTI-HIJACK

When engine is running, press button “” in a valid distance, siren start to beep, turning light flash rapidly, engine will be locked after 3 seconds, the siren and turning light will keep on, press button “” to stop alarming.


4. CAR FINDING

Under arming status, press button “” for 2.5 seconds, or press button “”, siren will beep loudly 5 times, turning light flash synchronously.


5. OVERTAKING MODE

When engine is running, press button “”, siren will start to beep, turning light will flash synchronously, it will last 15 seconds, which means the car turn to overtaking mode.


6. ENGINE REMOTE CONTROL OFF


While engine is running, press button “”, it will be cut off.

7. ENGINE REMOTE CONTROL START

Press button “” twice continuously within 2.5 seconds, engine will be started, repeat above operation if engine is off still. The vehicle will be driven without a key after engine is started.

8. SHOCK SENSOR SETTING

Press the  button 2 seconds indicator will start glow.

Press the  button to set the Shock sensor level, single or double press-OFF, three or four or five continuous press-ON

Voice prompt match function

A driving opening electricity door lock, the main engine meets the voice prompt vehicle owner “be careful when you drive”.

B when you driving, turn on the turn left switch, the alarm will hint: “turn left”.

C when you driving, turn on the turn right switch, the alarm will hint: “turn right”.

D flameout parking closure electricity door lock, the main engine pronunciation will prompt the vehicle owner “please make your alarm system”.

E parking flameout fortification, the first vibration, the main engine meets the pronunciation warning: “please don’t touch, please don’t touch”.

GENERAL SPECIFICATIONS

1. Working Voltage: 9~15V
2. Current Consumption: <500mA
3. Quiescent Current: <3.5mA
4. Working Frequency: 315~316MHZ
5. Acoustic Volume: 105~125d

Products installation instructions

