

SUZUKI

PARTS CATALOGUE

LT-A500X (Z) L3

(AM46A)

LT-A500XL3

LT-A500XZL3



KINGQUAD 4X4 500AXi

P28/P33

2012-10

1ST EDITION

PREFACE

When it becomes necessary to replace parts on SUZUKI MOTORCYCLES, always use SUZUKI GENUINE PARTS which have passed a strict inspection which guarantees quality and performance.

This parts catalogue covers the list of all service parts for SUZUKI LT-A500XL3, LT-A500XL3.

INSTRUCTIONS FOR QUOTING THE CATALOGUE

1. DIMENSIONS

Dimensions of the parts in this catalogue are indicated in unit millimeters.

2. ABBREVIATIONS

Abbreviations used in this catalogue are as follows:

AR	: As required	NT	: Number of teeth
ASSY	: Assembly	OPT	: Optional
E.NO.	: Engine number	OS	: Over size
F.NO.	: Frame number	STD	: Standard
D	: Diameter of material	T	: Thickness
ID	: Inside diameter	US	: Under size
OD	: Outside diameter	W	: Width
L	: Length	P28	: Canada specification
LH	: Left hand side	P3	: Federal specification
RH	: Right hand side	P33	: California specification

~ 100045 : Up to F.NO.100045

100046 ~ : From F.NO.100046

12 x 34 x 5.6..... Figures in the description column

| | | show the dimensions of parts.

ID OD T(or W,L)

3. INNER PARTS OF ASSEMBLY

Part name with a dot (.) in front as shown in the description column indicates the component of the assembly also available individually.

4. MODIFICATION NOTICE

A parts bulletin will be sent to you on all occasions when changes in parts occur, including interchangeable modifications between new parts and old ones.

5. NOTE

5-1. There are some different parts from those of production models among spare parts for the administrative reasons and common use of them with other models.

5-2. In respect of rubber hoses and vinyl tubes, please be sure to use them by cutting off according to the length mentioned on parts catalogue or what is actually required on the vehicle.

5-3. Note that the drawings on the illustration page are for ready reference of spare parts number, not to be used as an assembly manual.
When assembling, use "SUZUKI SERVICE MANUAL".

6. SERIAL FRAME NUMBER

LT-A500XL3 : 5SAAM46A D7100001 ~

LT-A500XL3: 5SAAM46A D7100001 ~

PREFACE

Quand il devient nécessaire de remplacer des pièces sur SUZUKI MOTOCYCLETTES toujours utiliser les PIÈCES D'ORIGINE SUZUKI qui ont été soumises à des contrôles de qualité sévères leur garantissant qualité et performance impeccables.

Ce catalogue de pièces détachées couvre la liste de toutes les pièces de rechange pour SUZUKI LT-A500XL3, LT-A500XL3.

INSTRUCTIONS POUR UTILISER LE CATALOGUE

1. DIMENSIONS

Les dimensions des pièces dans ce catalogue sont indiquées en unités de millimètres.

2. ABREVIATIONS

Les abréviations utilisées dans ce catalogue sont les suivantes:

AR	: Comme requis	NT	: Nombre de dents
ASSY	: Assemblage	OPT	: Sur option
E.NO.	: Numéro du moteur	OS	: Sur-dimensionné
F.NO.	: Numéro du châssis	T	: Epaisseur
ID	: Diamètre intérieur	US	: Sous-dimensionné
OD	: Diamètre extérieur	W	: Largeur
L	: Longueur	P28	: Spécifications du Canada
LH	: Côté gauche	P3	: Spécifications fédérales des Etats Unis
RH	: Côté droit	P33	: Spécifications de la Californie

~ 100045 : Jusqu'à F.NO.100045

100046 ~ : Depuis F.NO.100046

12 x 34 x 5.6..... Les chiffres dans la colonne

| | | remarques montrent les dimensions

ID OD T(or W,L) des pièces comme suit.

3. PIÈCES INTERNES DE L'ASSEMBLAGE

Les numéros de pièces qui comportent un point (.) avant la désignation de pièce détachée indique la pièce interne se rapportant à l'assemblage.

4. AVIS DE MODIFICATION

Un bulletin de pièces détachées vous sera envoyé à tout moment opportun quand des changements de pièces ont lieu, y compris les modifications de pièces interchangeables entre les nouvelles et anciennes pièces.

5. A NOTER

5-1. Il existe certaines pièces différentes de celles de rechange pour les modèles de production vu des raisons administratives et dont l'usage est commun avec celles d'autres modèles.

5-2. Concernant les durites en caoutchouc et les tuyaux en vinyle, ne pas manquer de les couper à la bonne longueur comme indiqué dans le catalogue des pièces détachées ou selon ce qui est utile pour le véhicule affecté.

5-3. Noter que les dessins à la page d'illustration servent à titre de référence pour les numéros de pièces détachées, et non pas comme référence pour l'assemblage. Pour cette dernière opération, se reporter au "MANUEL D'ENTRETIEN SUZUKI".

6. NUMERO DE SERIE DU CADRE

LT-A500XL3 : 5SAAM46A D7100001 ~


LT-A500XL3: 5SAAM46A D7100001 ~

MILLIMETER → INCH CONVERSION CHART
 TABLEAU DE CONVERSION DE MILLIMETRES → POUCES

	0	1	2	3	4	5	6	7	8	9
00	.000	.039	.079	.118	.157	.197	.236	.276	.315	.354
10	.394	.433	.472	.512	.551	.591	.630	.669	.709	.748
20	.787	.827	.866	.906	.945	.984	1.024	1.063	1.102	1.142
30	1.181	1.220	1.260	1.299	1.339	1.378	1.417	1.457	1.496	1.535
40	1.575	1.614	1.654	1.693	1.732	1.772	1.811	1.850	1.890	1.929
50	1.969	2.008	2.047	2.087	2.126	2.165	2.205	2.214	2.283	2.323
60	2.362	2.402	2.441	2.480	2.520	2.559	2.598	2.638	2.677	2.717
70	2.756	2.795	2.835	2.874	2.913	2.953	2.992	3.031	3.071	3.110
80	3.150	3.189	3.228	3.268	3.307	3.346	3.386	3.425	3.465	3.504
90	3.543	3.583	3.622	3.661	3.701	3.740	3.780	3.819	3.858	3.898

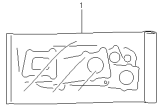
How to read
 Mode de lecture

	0	1	2	3	4
00
10
20	0.906	...
30

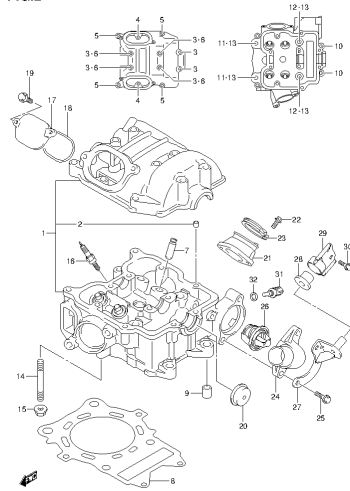

 23 millimeters equal 0.906 in
 23 millimètres égalent 0.906 pouce

Contents are subject to change without notice or obligation.

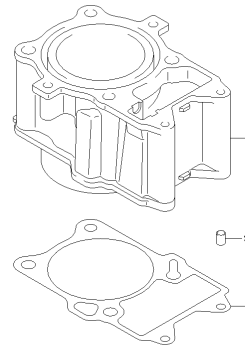
Les matières traitées sont susceptibles d'être modifiées sans préavis obligation de notre part.

FIG.1

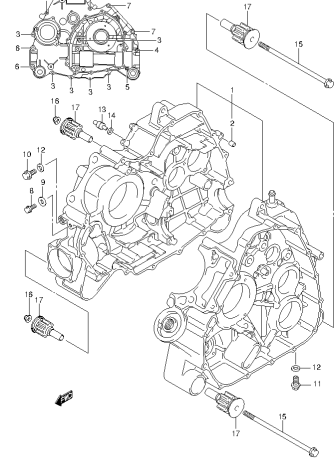
LT-A500XL3_P28_P33_001
GASKET SET

FIG.2

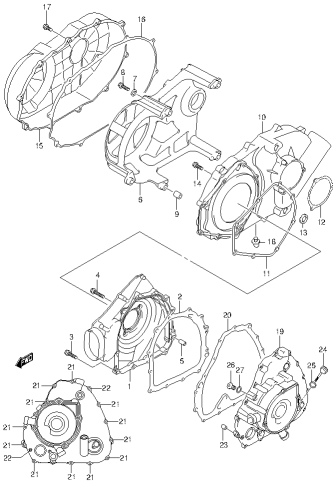
LT-A500XL3_P28_P33_002
CYLINDER HEAD

FIG.3

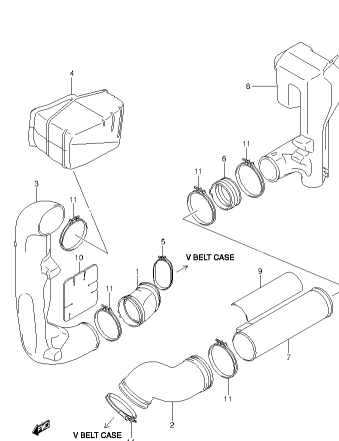
LT-A500XL3_P28_P33_003
CYLINDER

FIG.4

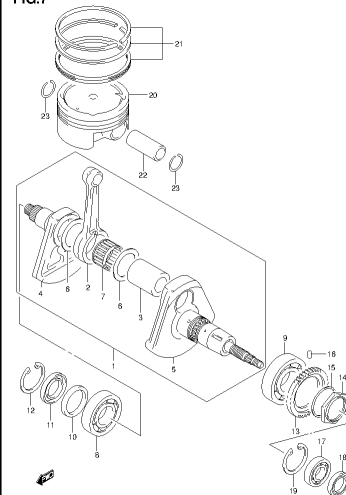
LT-A500XL3_P28_P33_004
CRANKCASE

FIG.5

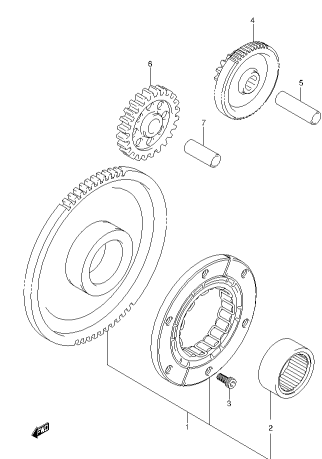
LT-A500XL3_P28_P33_005
CRANKCASE COVER

FIG.6

LT-A500XL3_P28_P33_006
COOLING DUCT

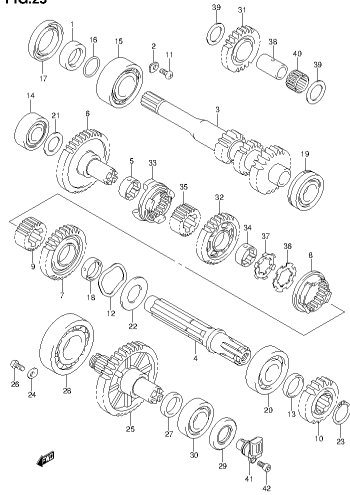
FIG.7

LT-A500XL3_P28_P33_007
CRANKSHAFT

FIG.8

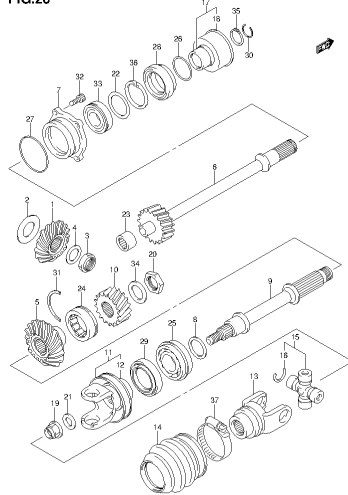
LT-A500XL3_P28_P33_008
STARTER CLUTCH

FIG.25



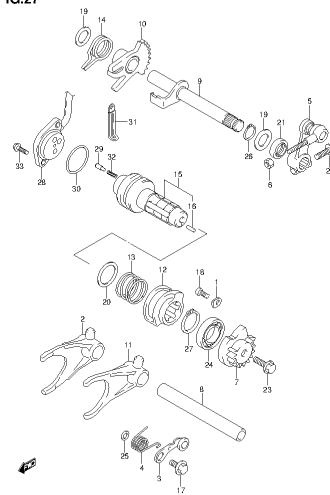
LT-A500XLS_P28_P33_025
TRANSMISSION (R)

FIG.26



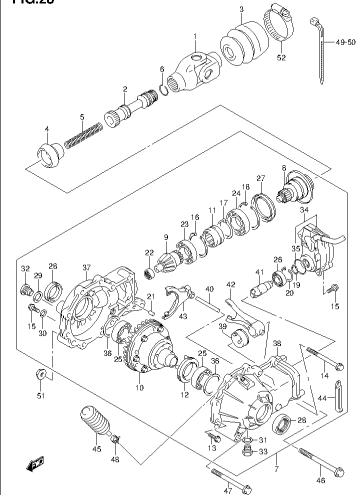
LT-A500XLS_P28_P33_026
SECONDARY DRIVE

FIG.27



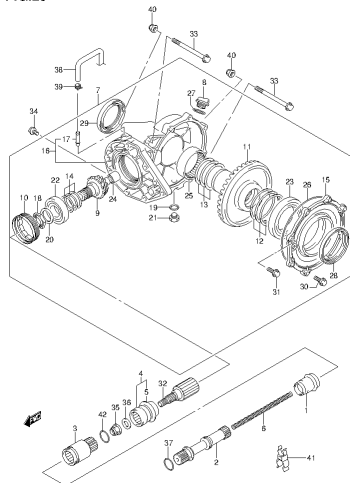
LT-A500XLS_P28_P33_027
GEAR SHIFTING

FIG.28



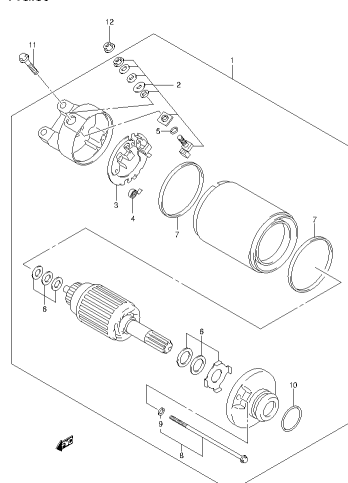
LT-A500XLS_P28_P33_028
FINAL BEVEL GEAR (FRONT)

FIG.29



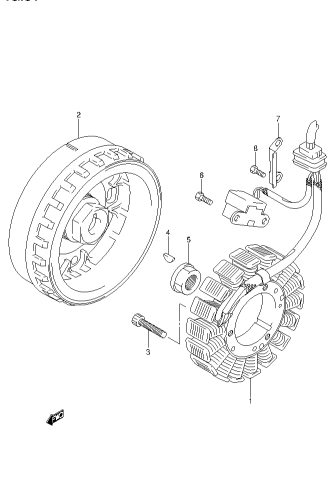
LT-A500XLS_P28_P33_029
FINAL BEVEL GEAR (REAR)

FIG.30



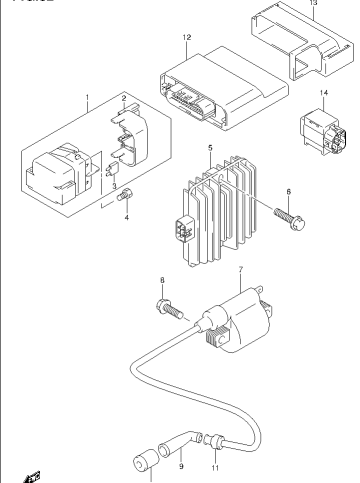
LT-A500XLS_P28_P33_030
STARTING MOTOR

FIG.31



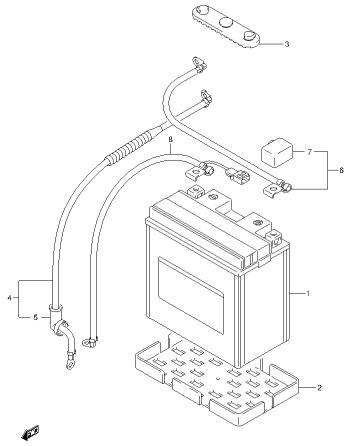
LT-A500XLS_P28_P33_031
MAGNETO

FIG.32



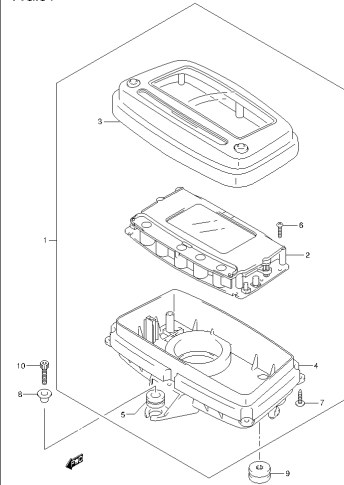
LT-A500XLS_P28_P33_032
ELECTRICAL

FIG.33



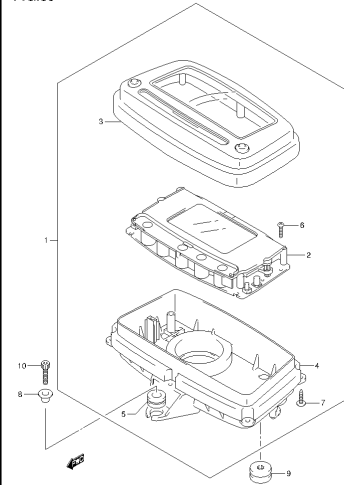
LT-A500XL3_F28_P33_003
BATTERY

FIG.34



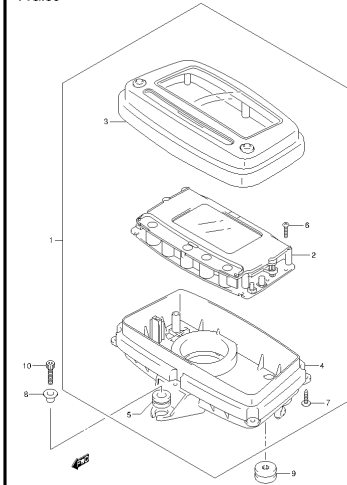
LT-A500XL3_F28_P33_004
SPEEDOMETER

FIG.35



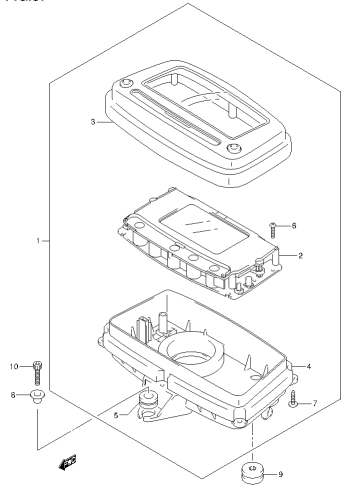
LT-A500XL3_F28_P33_005
SPEEDOMETER

FIG.36



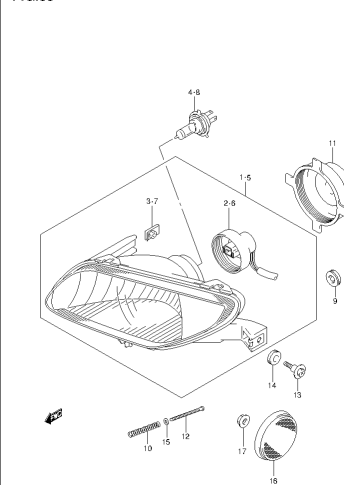
LT-A500XL3_F28_P33_008
SPEEDOMETER

FIG.37



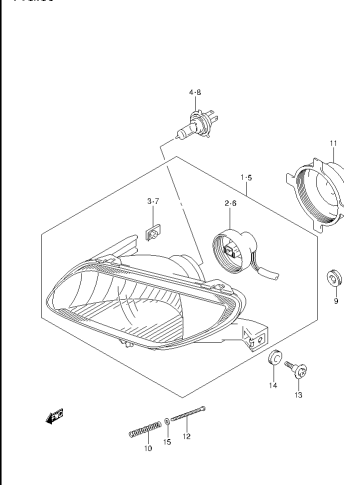
LT-A500XL3_F28_P33_007
SPEEDOMETER

FIG.38



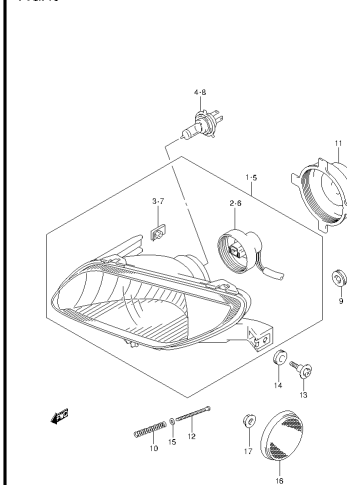
LT-A500XL3_F28_P33_006
HEADLAMP

FIG.39



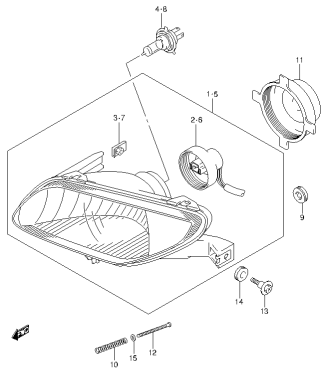
LT-A500XL3_F28_P33_009
HEADLAMP

FIG.40



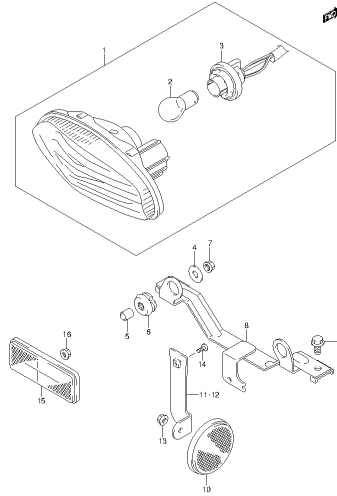
LT-A500XL3_F28_P33_040
HEADLAMP

FIG.41



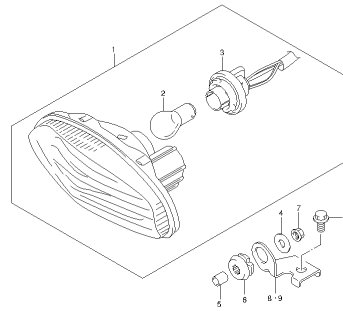
LT-A500XL3_P28_P33_041
REAR COMBINATION LAMP

FIG.42



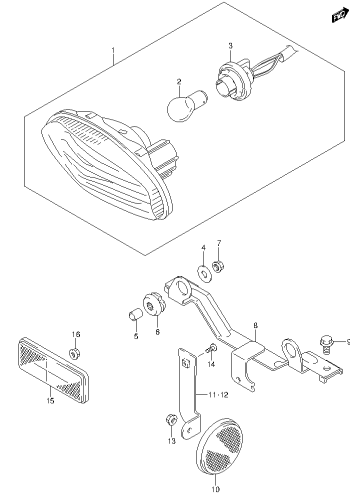
LT-A500XL3_P28_P33_042
REAR COMBINATION LAMP

FIG.43



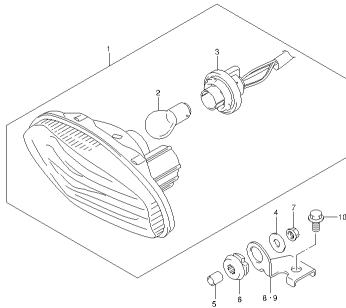
LT-A500XL3_P28_P33_043
REAR COMBINATION LAMP

FIG.44



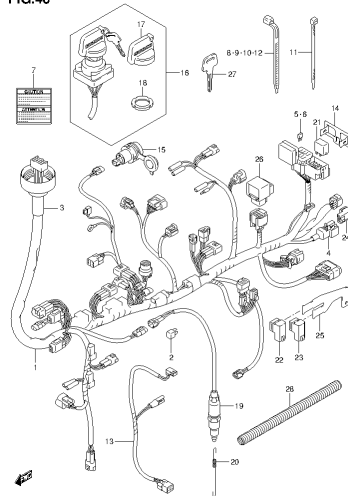
LT-A500XL3_P28_P33_044
REAR COMBINATION LAMP

FIG.45



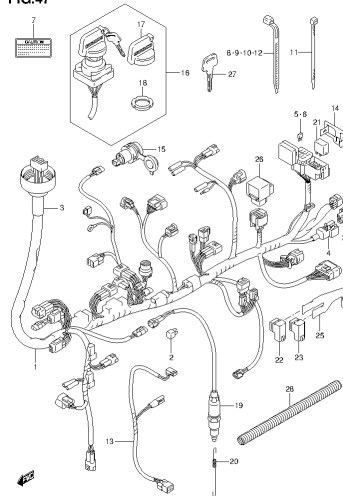
LT-A500XL3_P28_P33_045
REAR COMBINATION LAMP

FIG.46



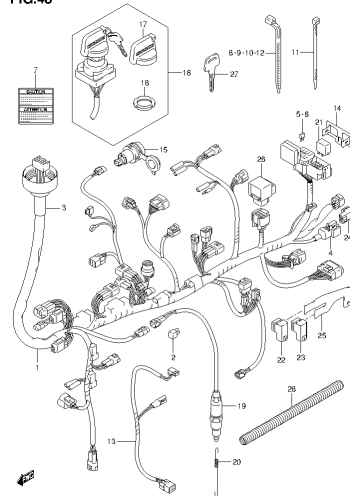
LT-A500XL3_P28_P33_046
WIRING HARNESS

FIG.47



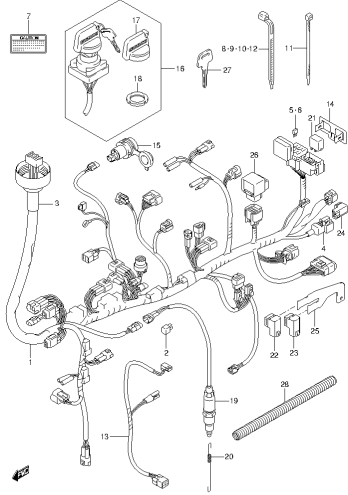
LT-A500XL3_P28_P33_047
WIRING HARNESS

FIG.48



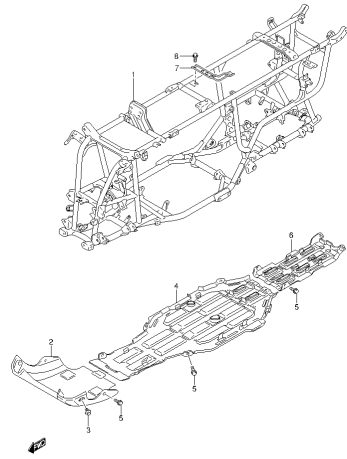
LT-A500XL3_P28_P33_048
WIRING HARNESS

FIG.49



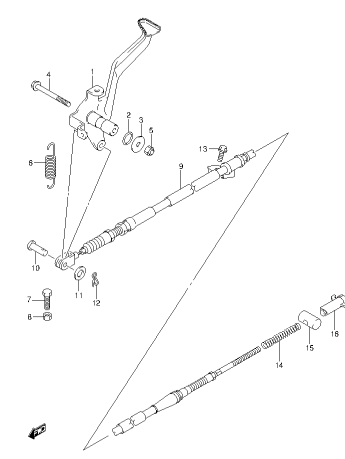
LT-A500XL3_F28_P33_049
WIRING HARNESS

FIG.50



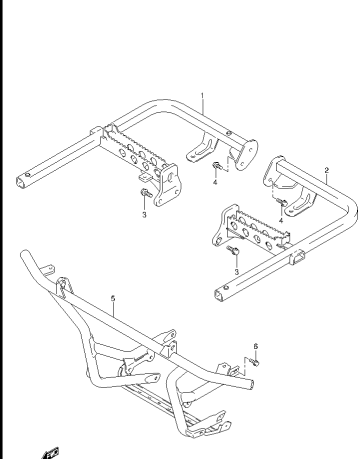
LT-A500XL3_F28_P33_050
FRAME

FIG.51



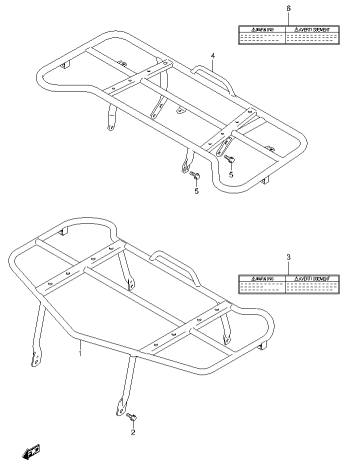
LT-A500XL3_F28_P33_051
REAR BRAKE

FIG.52



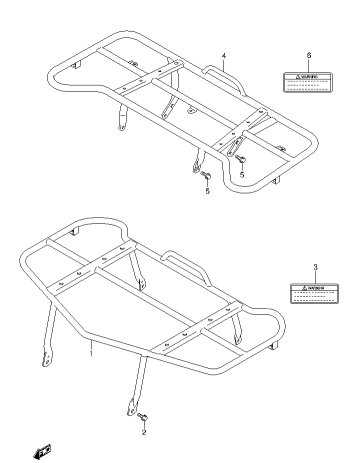
LT-A500XL3_F28_P33_052
FOOTREST

FIG.53



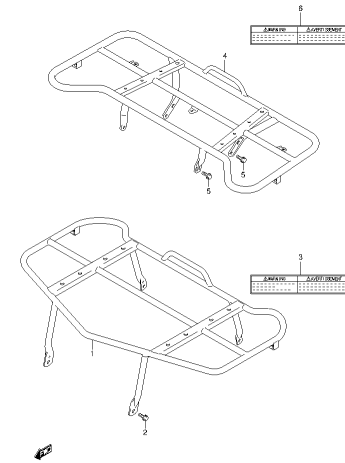
LT-A500XL3_F28_P33_053
CARRIER

FIG.54



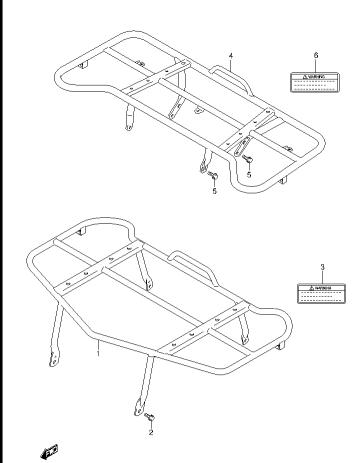
LT-A500XL3_F28_P33_054
CARRIER

FIG.55



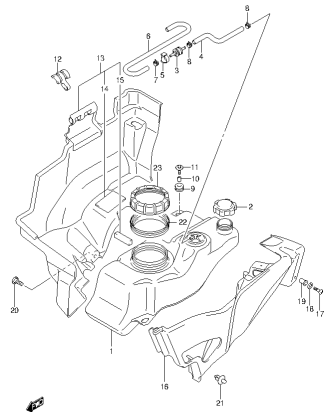
LT-A500XL3_F28_P33_055
CARRIER

FIG.56



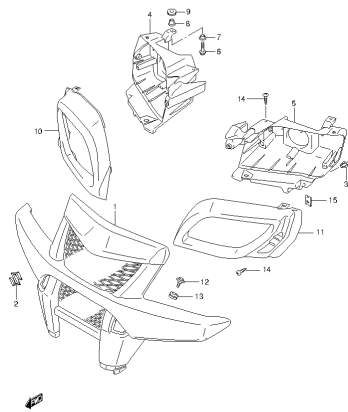
LT-A500XL3_F28_P33_056
CARRIER

FIG.57



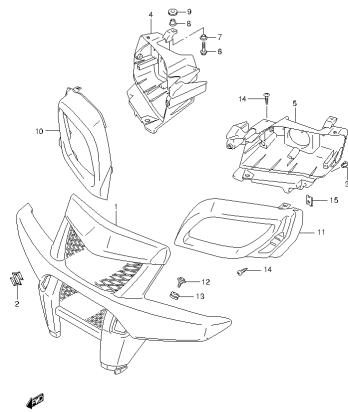
LT-A500ML3_P28_P33_057
FUEL TANK

FIG.58



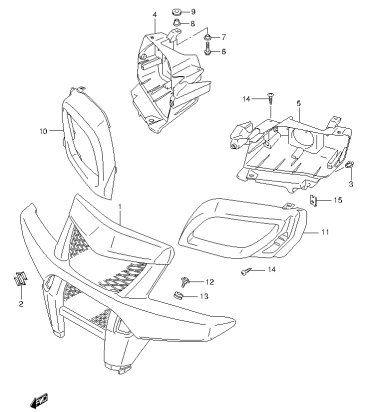
LT-A500ML3_P28_P33_058
FRONT GRILLE

FIG.59



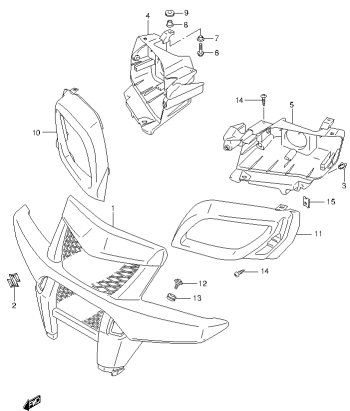
LT-A500ML3_P28_P33_059
FRONT GRILLE

FIG.60



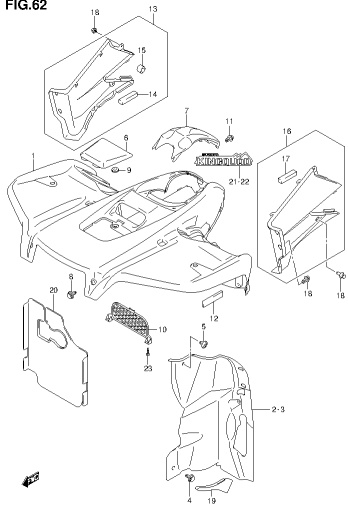
LT-A500ML3_P28_P33_060
FRONT GRILLE

FIG.61



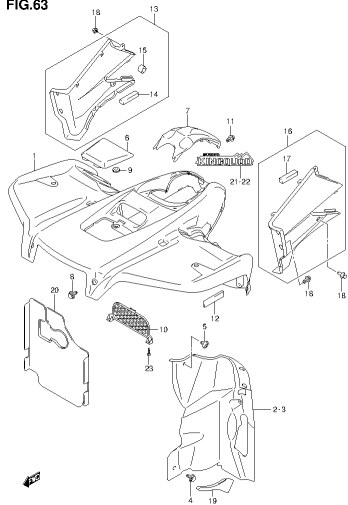
LT-A500ML3_P28_P33_061
FRONT GRILLE

FIG.62



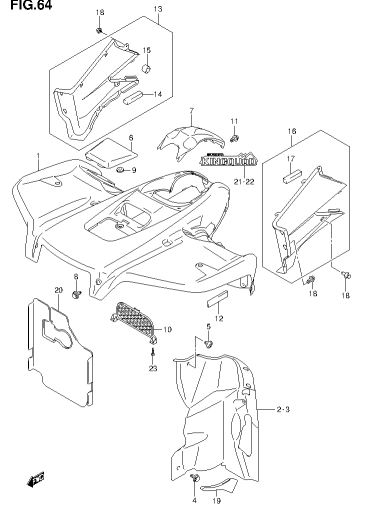
LT-A500ML3_P28_P33_062
FRONT FENDER

FIG.63



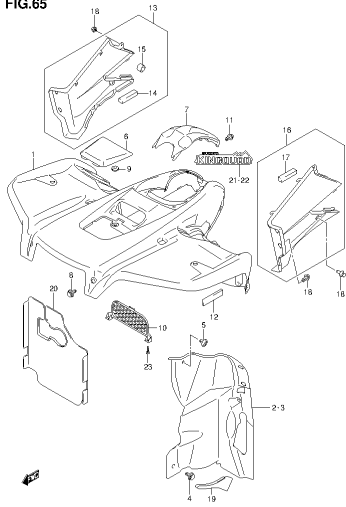
LT-A500ML3_P28_P33_063
FRONT FENDER

FIG.64



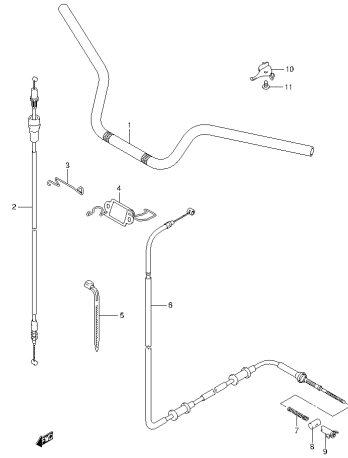
LT-A500ML3_P28_P33_064
FRONT FENDER

FIG.65



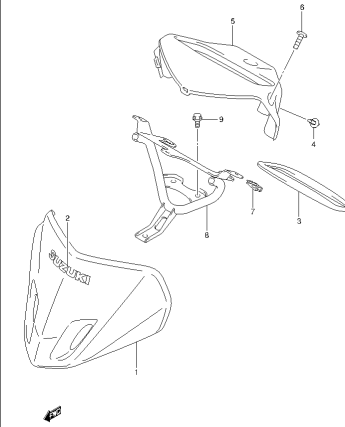
LT-A500XLS_P28_P33_065
FRONT FENDER

FIG.66



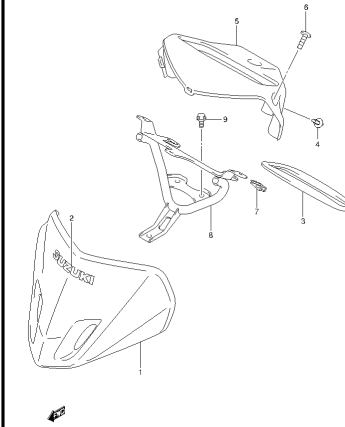
LT-A500XLS_P28_P33_066
HANDLE BAR

FIG.67



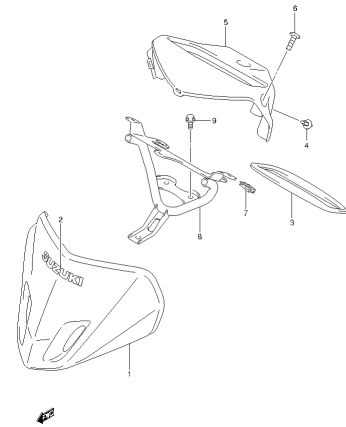
LT-A500XLS_P28_P33_067
HANDLE COVER

FIG.68



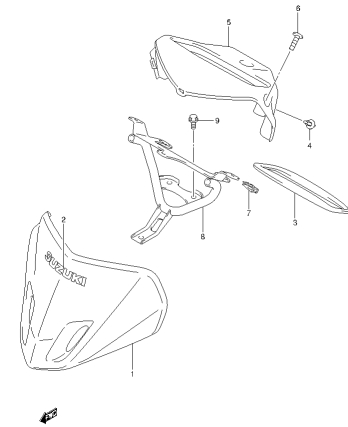
LT-A500XLS_P28_P33_068
HANDLE COVER

FIG.69



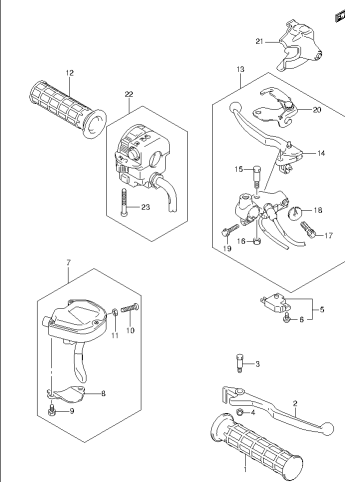
LT-A500XLS_P28_P33_069
HANDLE COVER

FIG.70



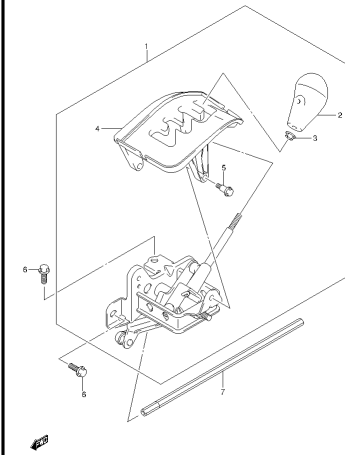
LT-A500XLS_P28_P33_070
HANDLE COVER

FIG.71



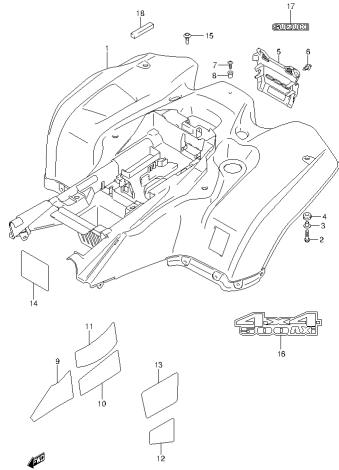
LT-A500XLS_P28_P33_071
HANDLE LEVER

FIG.72



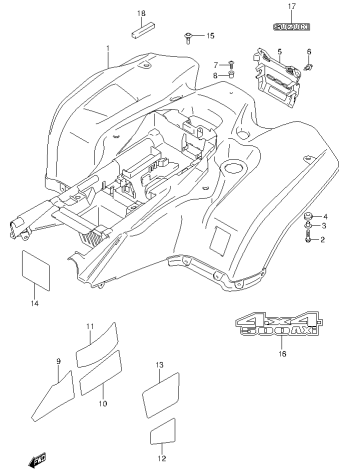
LT-A500XLS_P28_P33_072
SHIFT LEVER

FIG.73



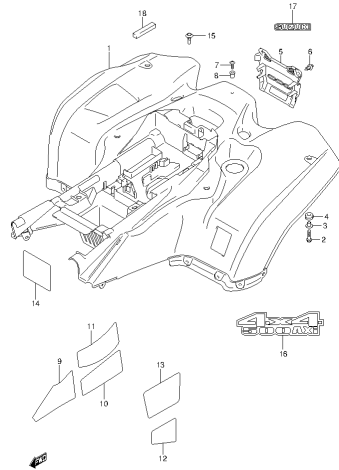
LT-A500XL3_F28_P33_073
REAR FENDER

FIG.74



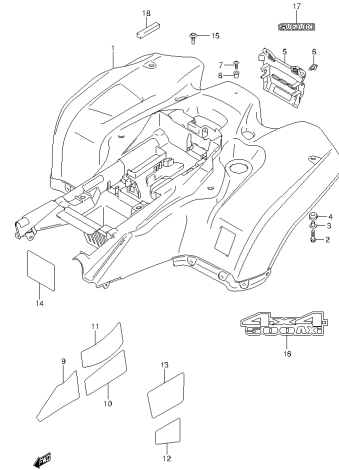
LT-A500XL3_F28_P33_074
REAR FENDER

FIG.75



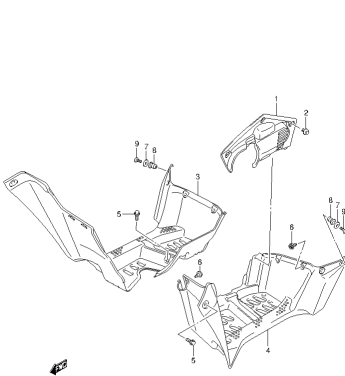
LT-A500XL3_F28_P33_075
REAR FENDER

FIG.76



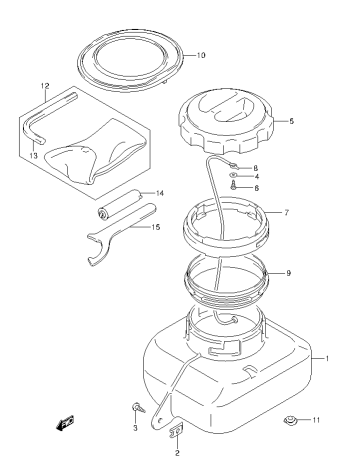
LT-A500XL3_F28_P33_076
REAR FENDER

FIG.77



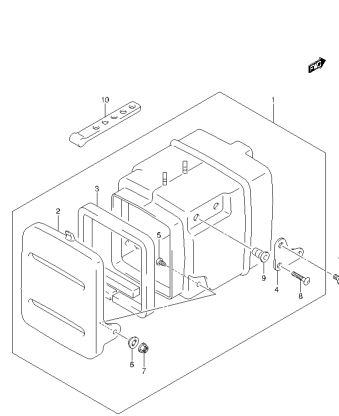
LT-A500XL3_F28_P33_077
MUDGUARD

FIG.78



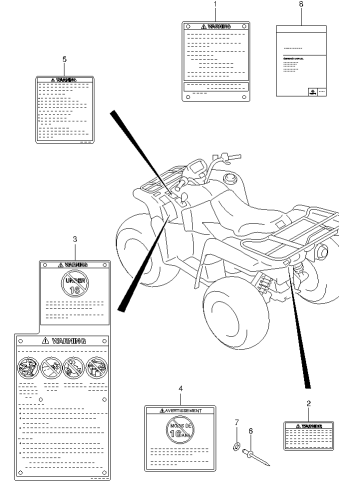
LT-A500XL3_F28_P33_078
FRONT BOX

FIG.79



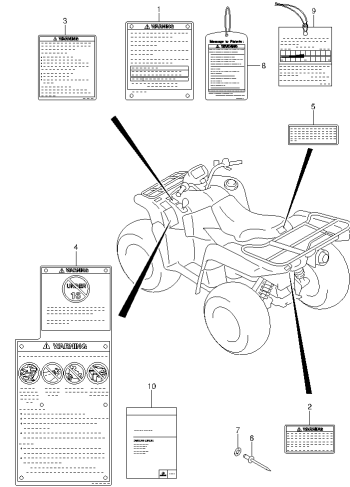
LT-A500XL3_F28_P33_079
REAR BOX

FIG.80



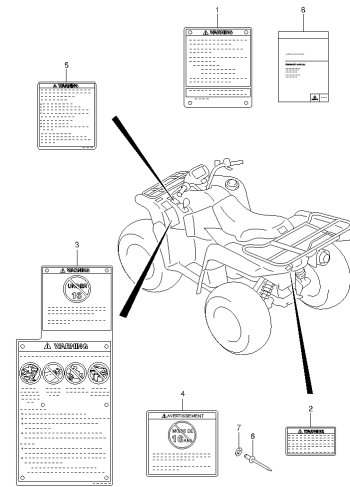
LT-A500XL3_F28_P33_080
LABEL

FIG.81



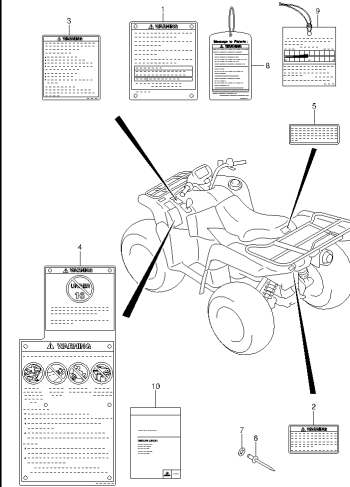
LT-A500M3_F28_F33_061 LABEL

FIG.82



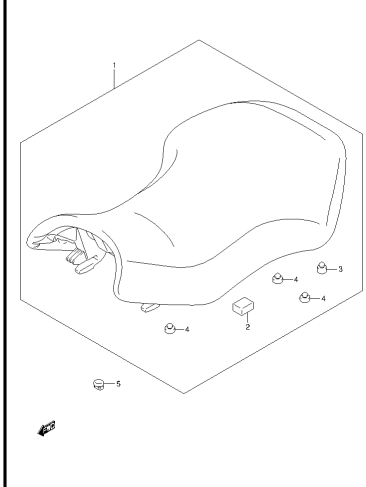
LT-A500M3_F28_F33_062 LABEL

FIG.83



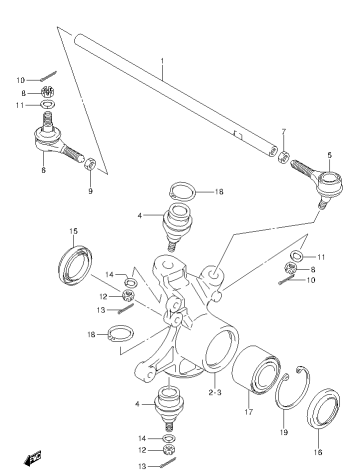
LT-A500M3_F28_F33_063 LABEL

FIG.84



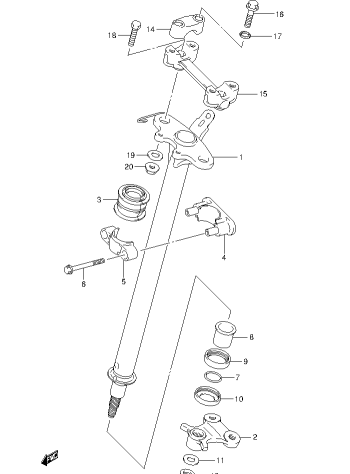
LT-A500M3_F28_F33_064 SEAT

FIG.85



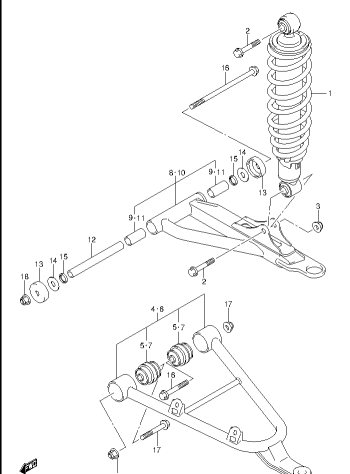
LT-A500M3_F28_F33_065 STEERING KNUCKLE

FIG.86



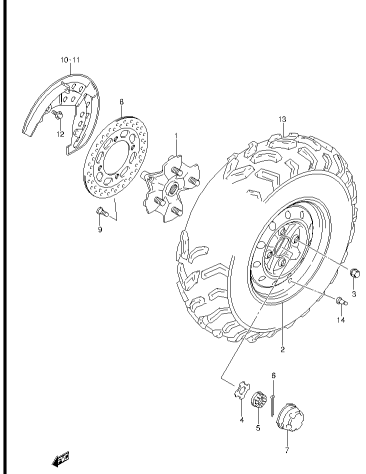
LT-A500M3_F28_F33_066 STEERING SHAFT

FIG.87



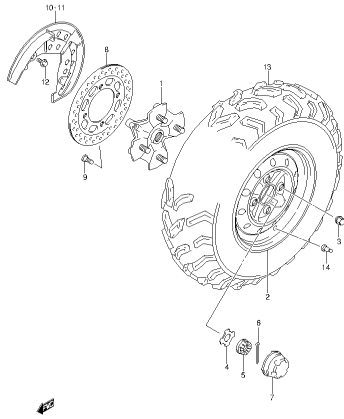
LT-A500M3_F28_F33_067 FRONT SUSPENSION ARM

FIG.88



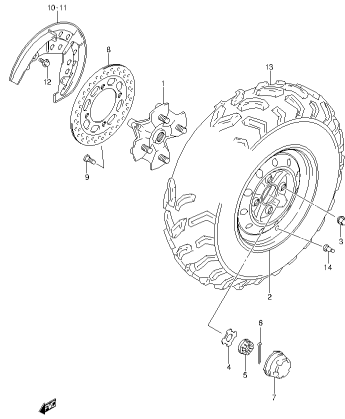
LT-A500M3_F28_F33_068 FRONT WHEEL

FIG.89



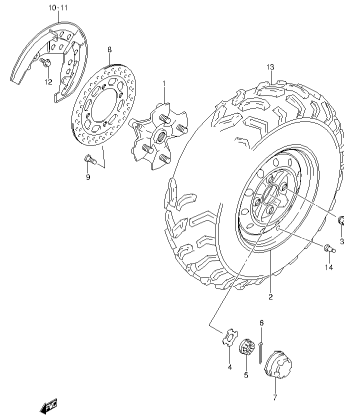
LT-A500XL3_P28_P33_089
FRONT WHEEL

FIG.90



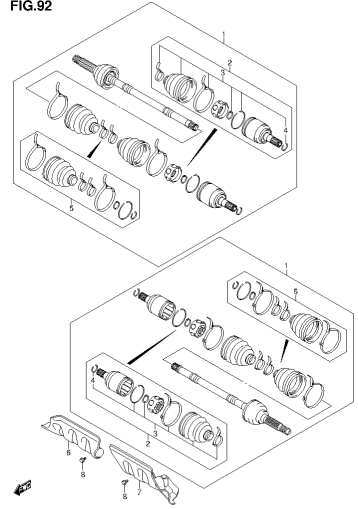
LT-A500XL3_P28_P33_090
FRONT WHEEL

FIG.91



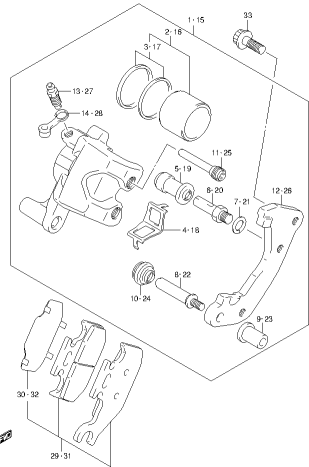
LT-A500XL3_P28_P33_091
FRONT WHEEL

FIG.92



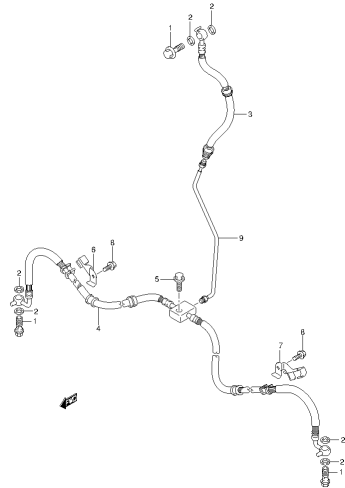
LT-A500XL3_P28_P33_092
FRONT DRIVE SHAFT

FIG.93



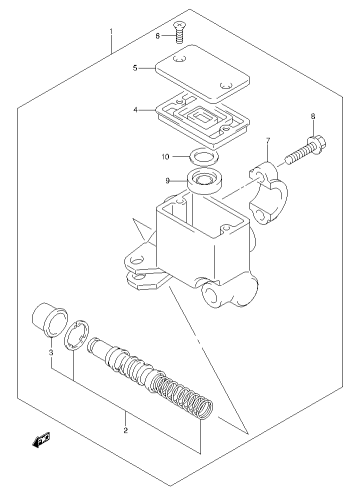
LT-A500XL3_P28_P33_093
FRONT CALIPER

FIG.94



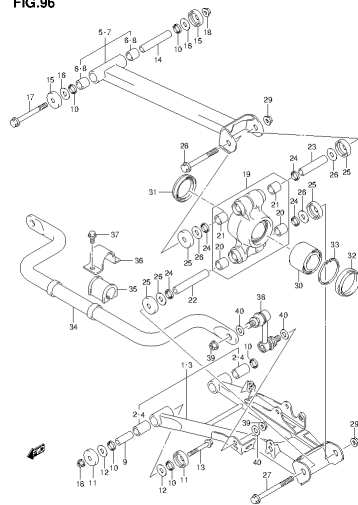
LT-A500XL3_P28_P33_094
FRONT BRAKE HOSE

FIG.95



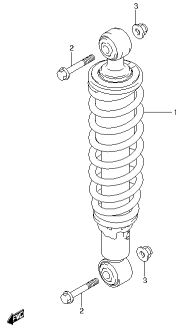
LT-A500XL3_P28_P33_095
FRONT MASTER CYLINDER

FIG.96



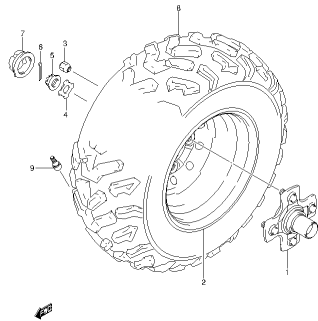
LT-A500XL3_P28_P33_096
REAR SUSPENSION ARM

FIG.97



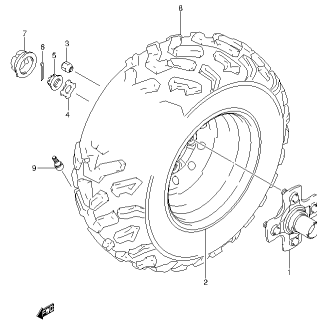
LT-A500XL3_P28_P33_097
REAR SHOCK ABSORBER

FIG.98



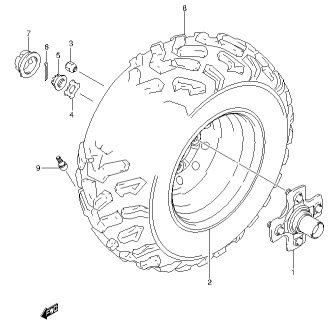
LT-A500XL3_P28_P33_098
RIGHT REAR WHEEL

FIG.99



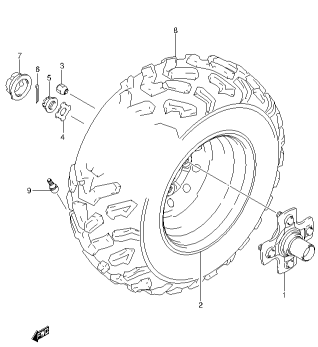
LT-A500XL3_P28_P33_099
RIGHT REAR WHEEL

FIG.100



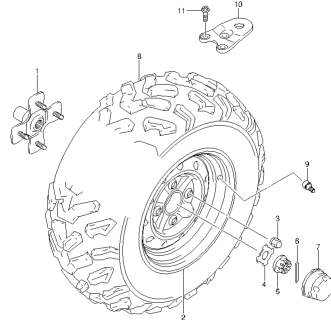
LT-A500XL3_P28_P33_100
RIGHT REAR WHEEL

FIG.101



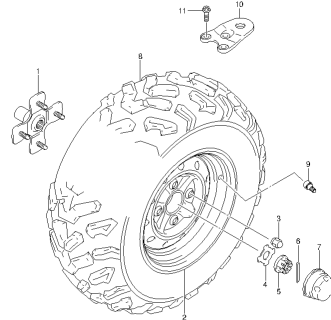
LT-A500XL3_P28_P33_101
RIGHT REAR WHEEL

FIG.102



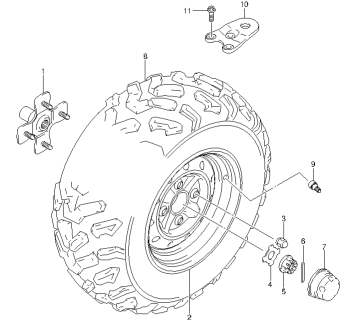
LT-A500XL3_P28_P33_102
LEFT REAR WHEEL

FIG.103



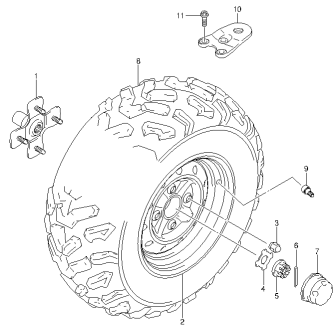
LT-A500XL3_P28_P33_103
LEFT REAR WHEEL

FIG.104



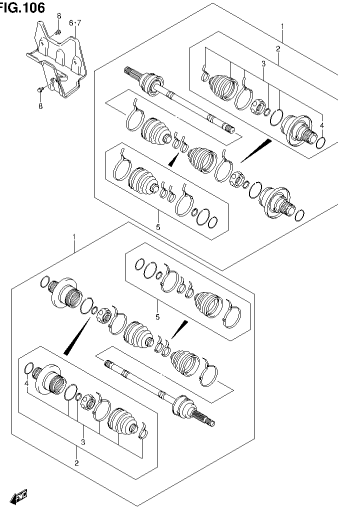
LT-A500XL3_P28_P33_104
LEFT REAR WHEEL

FIG.105



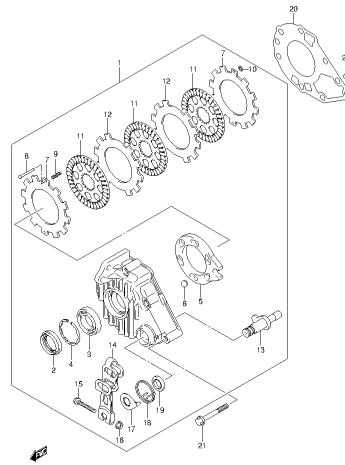
LT-A500XLS_F28_F33_105
LEFT REAR WHEEL

FIG.106



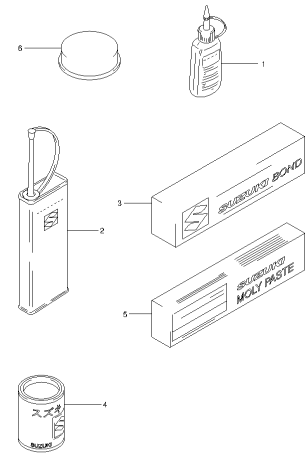
LT-A500XLS_F28_F33_106
REAR DRIVE SHAFT

FIG.107



LT-A500XLS_F28_F33_107
REAR BRAKE ASSY

FIG.108



LT-A500XLS_F28_F33_108
OPTIONAL

FIG.1

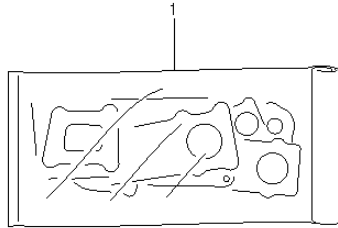


FIG.1 (1-B-2) GASKET SET

REF NO.	PART NO.	DESCRIPTION	Q'TY	REMARKS
1	11400-11830	GASKET SET	1	OPT
2	11141-31H00	.GASKET, CYLINDER HEAD	1	NOT ILLUSTRATED
3	11177-14D01	.O RING, INSPECTION CAP	2	NOT ILLUSTRATED
4	11241-11H00	.GASKET, CYLINDER	1	NOT ILLUSTRATED
5	11482-11H00	.GASKET, CLUTCH COVER	1	NOT ILLUSTRATED
6	11483-11H00	.GASKET, MAGNETO COVER (NA)	1	NOT ILLUSTRATED
7	12837-24A10	.GASKET, TENSIONER ADJUSTER	1	NOT ILLUSTRATED
8	14181-18C00	.GASKET, EXHAUST PIPE	1	NOT ILLUSTRATED

FIG.2

FIG.2 (1-B-3) CYLINDER HEAD

REF NO.	PART NO.	DESCRIPTION	Q'TY	REMARKS
1	11100-11H10	HEAD ASSY, CYLINDER	1	
2	09206-08001	.PIN (8X11)	2	
3	09103-06064	.BOLT (6X60)	6	
4	01550-0625A	.BOLT	2	
5	01550-0635A	.BOLT	4	
6	09168-06023	GASKET (5.8X13X1.2)	4	
7	11115-14D71	GUIDE, VALVE (OS 0.3)	4	OPT
8	11141-31H00	GASKET, CYLINDER HEAD	1	
9	04211-13189	PIN	2	
10	09103-08212	BOLT (8X135)	2	
11	09103-10179	BOLT (10X190)	2	
12	09103-10180	BOLT (10X200)	2	
13	09168-10031	GASKET (10.2X20X2.3)	4	
14	01421-0850A	STUD BOLT	2	
15	08316-1008A	NUT	2	
16-1	09482-00528	SPARK PLUG (NGK,CR6E)	1	
16-2	09482-00529	SPARK PLUG (DENSO,U20ESR-N)	1	
16-3	09482-00590	SPARK PLUG (NGK,CR6EIA-9)	1	OPT
16-4	09482-00516	SPARK PLUG (NGK,CR7E)	1	OPT
16-5	09482-00515	SPARK PLUG (DENSO,U22ESR-N)	1	OPT
16-6	09482-00456	SPARK PLUG (NGK,CR8E)	1	OPT
16-7	09482-00457	SPARK PLUG (DENSO,U24ESR-N)	1	OPT
17	11175-47D00	CAP, INSPECTION	2	
18	11177-14D01	O RING	2	
19	01550-0620A	BOLT	4	
20	09241-25007	PLUG (OD:30)	1	
21	13101-31H00	PIPE, INTAKE	1	
22	09106-06105	BOLT (6X18)	2	
23	09402-56901	CLAMP	1	
24	17661-31G00	COVER, THERMOSTAT	1	
25	07130-0825A	BOLT	2	
26	17670-06G60	THERMOSTAT	1	
27	11653-11H01	PLATE, ENG MTG DAMPER	1	
28	11654-31G00	DAMPER, ENG MTG	1	

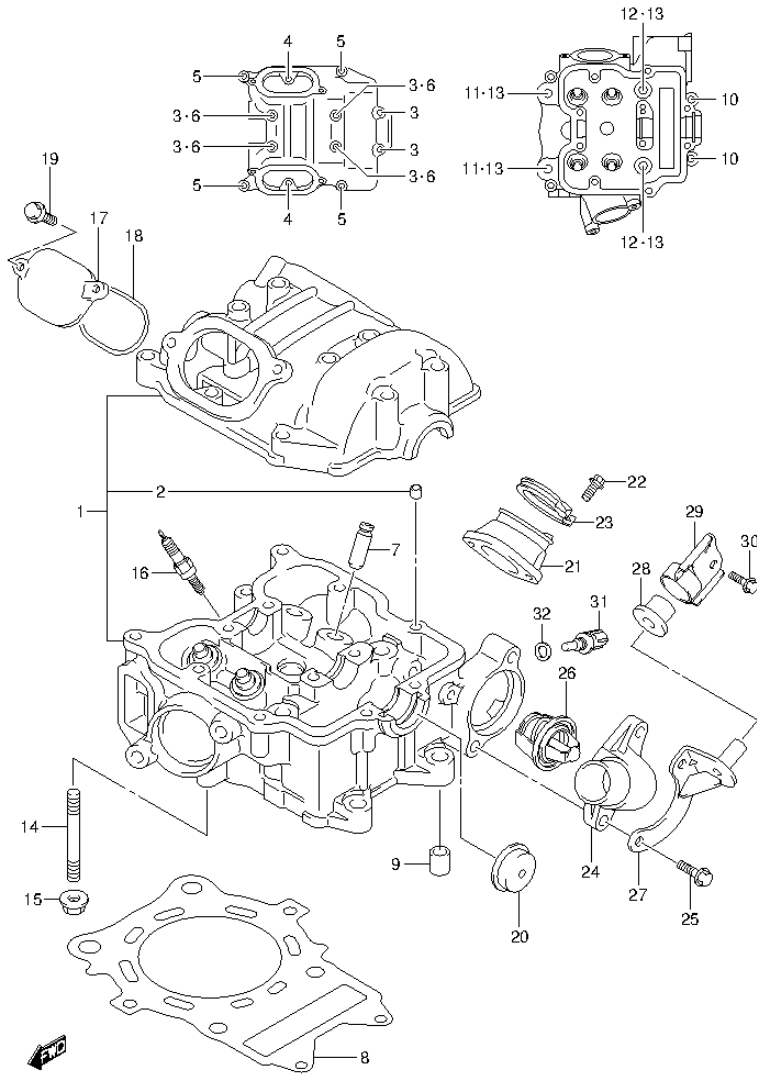


FIG.2

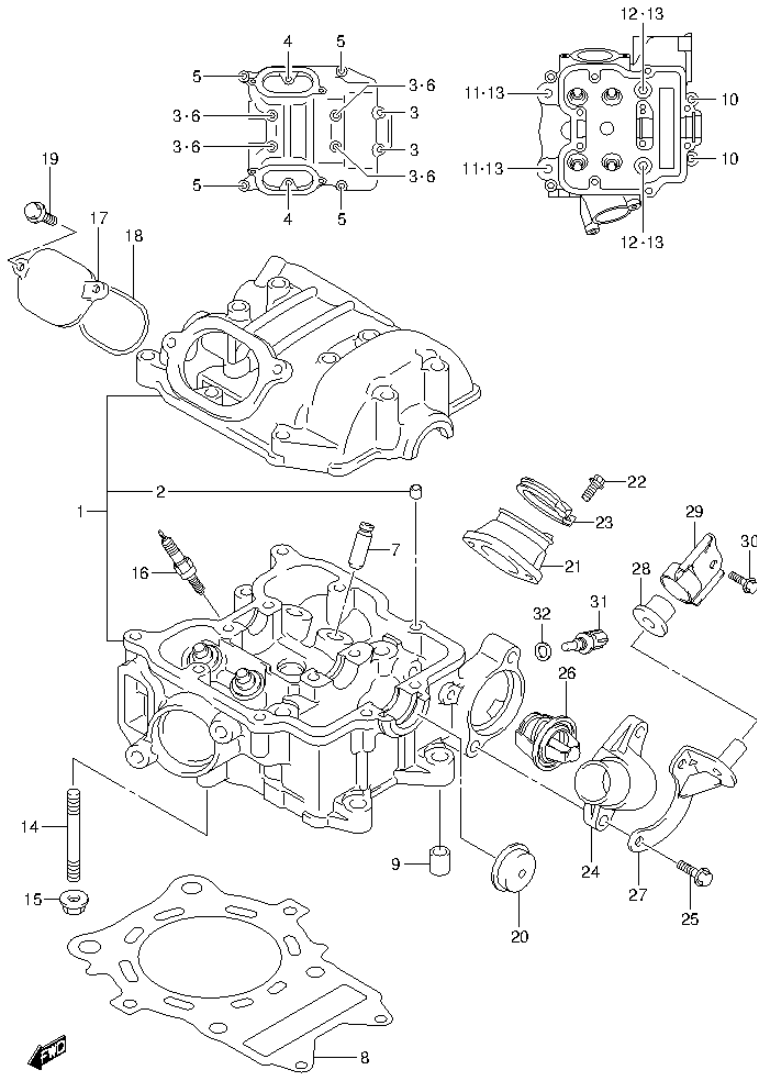


FIG.2 (1-B-4) CYLINDER HEAD

REF NO.	PART NO.	DESCRIPTION	Q'TY	REMARKS
29	11655-31G03	STOPPER, ENG MTG	1	
30	01550-0812A	BOLT	2	
31	13650-10G00	SENSOR, WATER TEMP	1	
32	09168-12017	GASKET (12X17X1)	1	

FIG.3

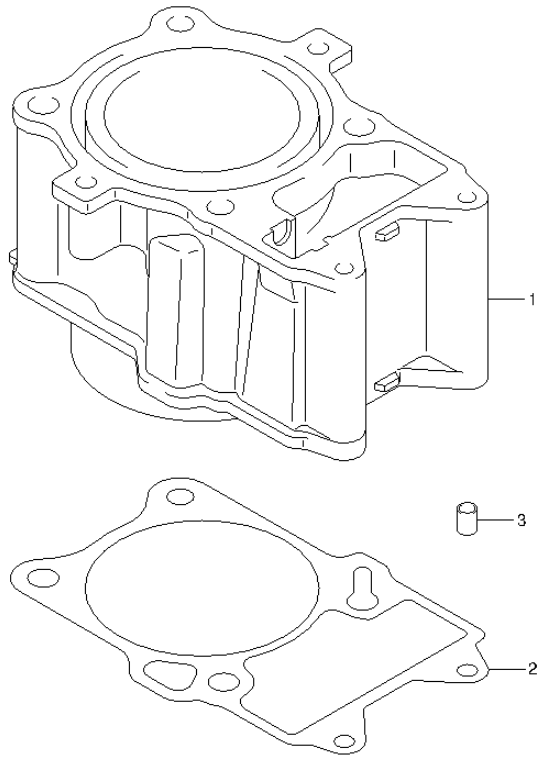


FIG.3 (1-B-5) CYLINDER

REF NO.	PART NO.	DESCRIPTION	Q'TY	REMARKS
1	11211-31H00-0F0	CYLINDER	1	
2	11241-11H00	GASKET, CYLINDER	1	
3	04211-13189	PIN	2	



FIG.4

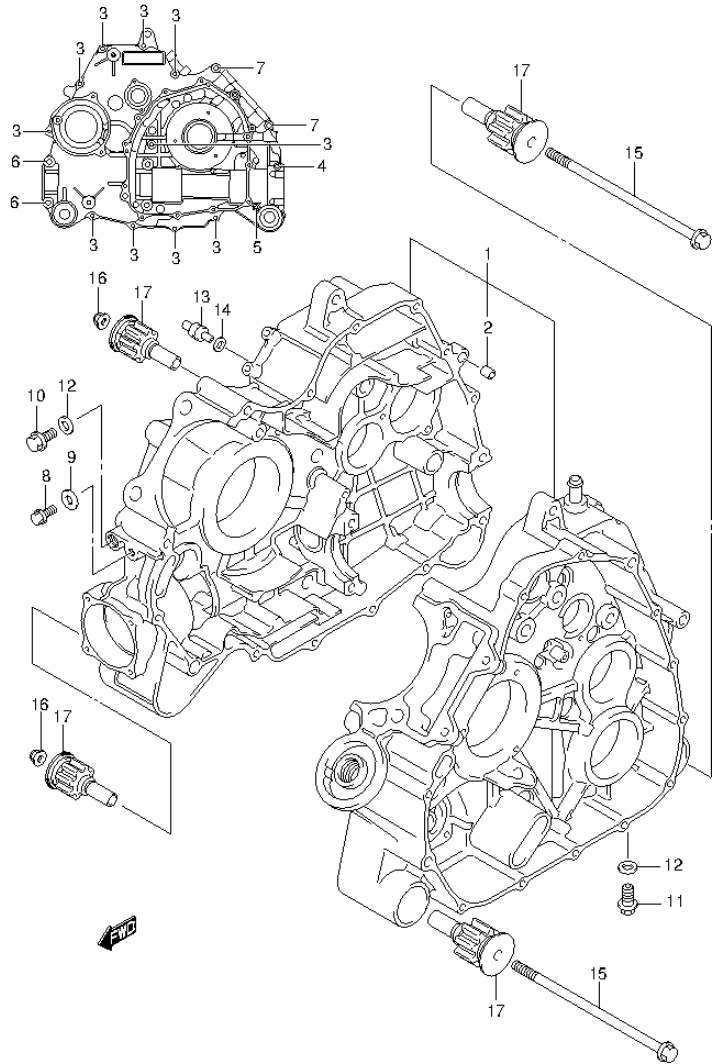


FIG.4 (1-B-6) CRANKCASE

REF NO.	PART NO.	DESCRIPTION	Q'TY	REMARKS
1	11301-11870	CRANKCASE SET	1	
2	04211-11169	.PIN	2	
3	01547-0650B	.BOLT	10	
4	01547-0680B	.BOLT	1	
5	01547-0690B	.BOLT	1	
6	01550-0850B	.BOLT	4	
7	01550-0875A	.BOLT	2	
8	01550-0812B	BOLT	1	
9	09168-08016	GASKET (8.2X14X1)	1	
10	09247-12006	PLUG (12X10)	1	
11	09247-12102	PLUG	1	OIL DRAIN
12	09168-12002	GASKET (12.1X16.2X3.7)	2	
13	09493-20014	JET, OIL GALLERY	1	
14	09280-04004	O RING (D:1.2,ID:4)	1	
15	09103-10118	BOLT (10X195)	2	
16	09159-10115	NUT	2	
17	11651-31G10	BUSH, ENG MTG	4	

FIG.5

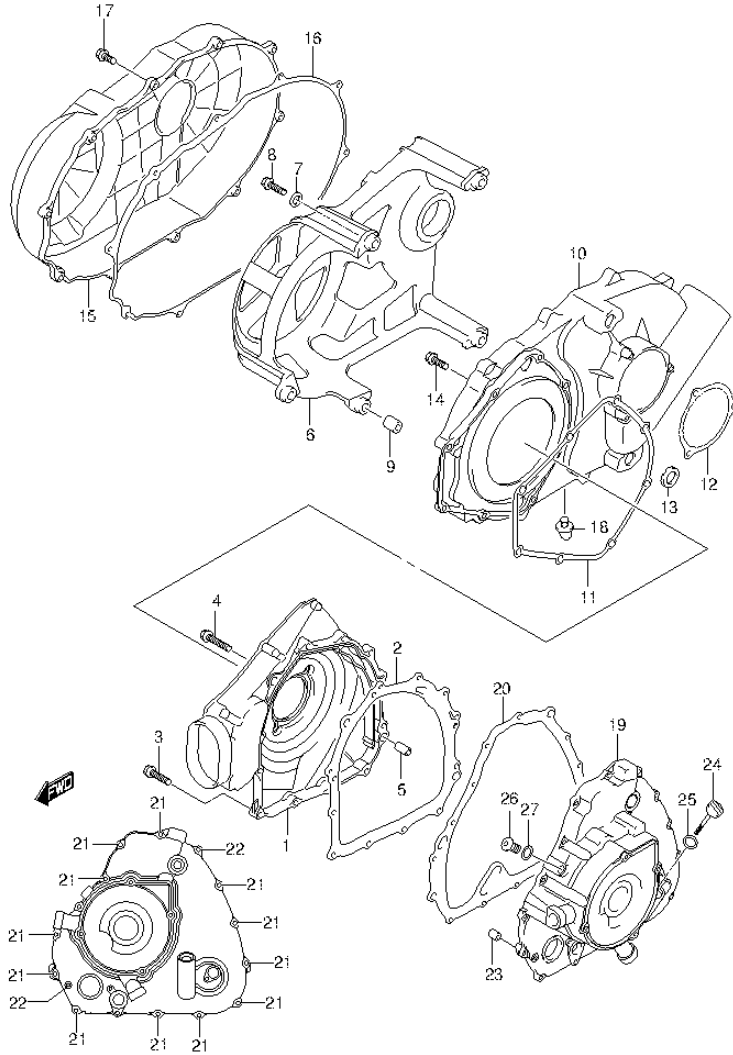


FIG.5 (1-B-7) CRANKCASE COVER

REF NO.	PART NO.	DESCRIPTION	Q'TY	REMARKS
1	11341-11H00	COVER, CLUTCH	1	
2	11482-11H00	GASKET	1	
3	01547-0625B	BOLT	11	
4	01547-0635B	BOLT	1	
5	04211-11169	PIN	2	
6	11342-11H00	HOUSING, BELT BEARING	1	
7	11488-11H00	GASKET	2	
8	01547-0635B	BOLT	5	
9	04211-09149	PIN	2	
10	11370-11H00	COVER, BELT INNER	1	
11	11484-11H00	GASKET	1	
12	11485-31G00	GASKET	1	
13	11487-11H00	GASKET	2	
14	01547-0625B	BOLT	11	
15	11380-11H00	COVER, BELT OUTER	1	
16	11486-11H00	GASKET	1	
17	01547-0625B	BOLT	10	
18	11375-31G00	PLUG, WATER DRAIN	1	
19	11350-11H10	COVER, MAGNETO	1	
20	11483-11H00	GASKET	1	
21	01547-0625B	BOLT	12	
22	01547-0635B	BOLT	2	
23	04211-11169	PIN	2	
24	11971-09F50	GAUGE, OIL LEVEL	1	
25	09280-17003	O RING (D:3.1,ID:16.8)	1	
26	09248-14012	PLUG (14X12)	1	
27	09168-14014	GASKET (14X18X1.5)	1	

FIG.6

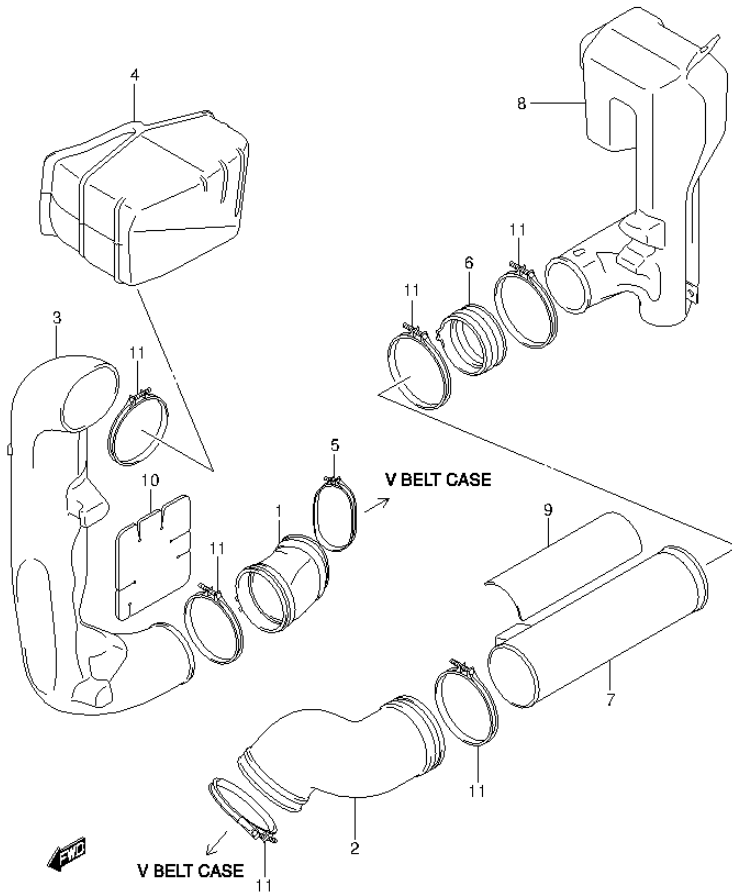


FIG.6 (1-B-8) COOLING DUCT

REF NO.	PART NO.	DESCRIPTION	Q'TY	REMARKS
1	11385-11H00	CONNECTOR, CLG DUCT FR	1	
2	11386-31G00	CONNECTOR, CLG DUCT RR	1	
3	11387-31G00	DUCT, BELT CLG FR NO.1	1	
4	11388-31G10	DUCT, BELT CLG FR NO.2	1	
5	11389-09F50	CLAMP, BELT CLG DUCT FR	1	
6	11397-31G00	CONNECTOR, CLG DUCT RR	1	
7	11398-31G00	DUCT, BELT CLG RR NO.1	1	
8	11399-31G00	DUCT, BELT CLG RR NO.2	1	
9	11487-31G10	SHIELD, BELT CLG DUCT RR	1	
10	11488-31G10	SHIELD, BELT CLG DUCT FR	1	
11	09402-82208	CLAMP	6	

FIG.7

FIG.7 (1-B-9) CRANKSHAFT

REF NO.	PART NO.	DESCRIPTION	Q'TY	REMARKS
1	12200-11H00	CRANKSHAFT ASSY	1	
2	12161-11H00	.CONNROD	1	
3	12210-11H00	.PIN, CRANK	1	
4	12220-11H00	.CRANKSHAFT RH	1	
5	12261-11H00	.CRANKSHAFT LH	1	
6	09160-35005	.WASHER (35X55X1)	2	
7	09263-35043	.BEARING (35X44X25)	1	
8	09262-40008	BEARING (40X80X18)	1	
9	09262-45007	BEARING (45X85X19)	1	
10	09282-34003	OIL SEAL (34X49X6)	1	
11	09282-34001	OIL SEAL (34X52X6)	1	
12	08331-41529	CIRCLIP	1	
13	12661-31G01	GEAR, CRANK BALANCER DRIVE (NT:43)	1	
14	12664-31G00	NUT, CRANK BALANCER DRIVE GEAR	1	
15	09160-45006	WASHER (45X60X1.2)	1	
16	09261-05005	PIN (5X8)	1	
17	09262-25006	BEARING (25X47X8)	1	
18	09283-25095	OIL SEAL (25X42X6)	1	
19	08331-41479	CIRCLIP	1	
20	12111-31H00-0F0	PISTON	1	
21	12140-03G20	RING SET, PISTON	1	
22	12151-24A00	PIN, PISTON	1	
23	09381-20004	CIRCLIP	2	

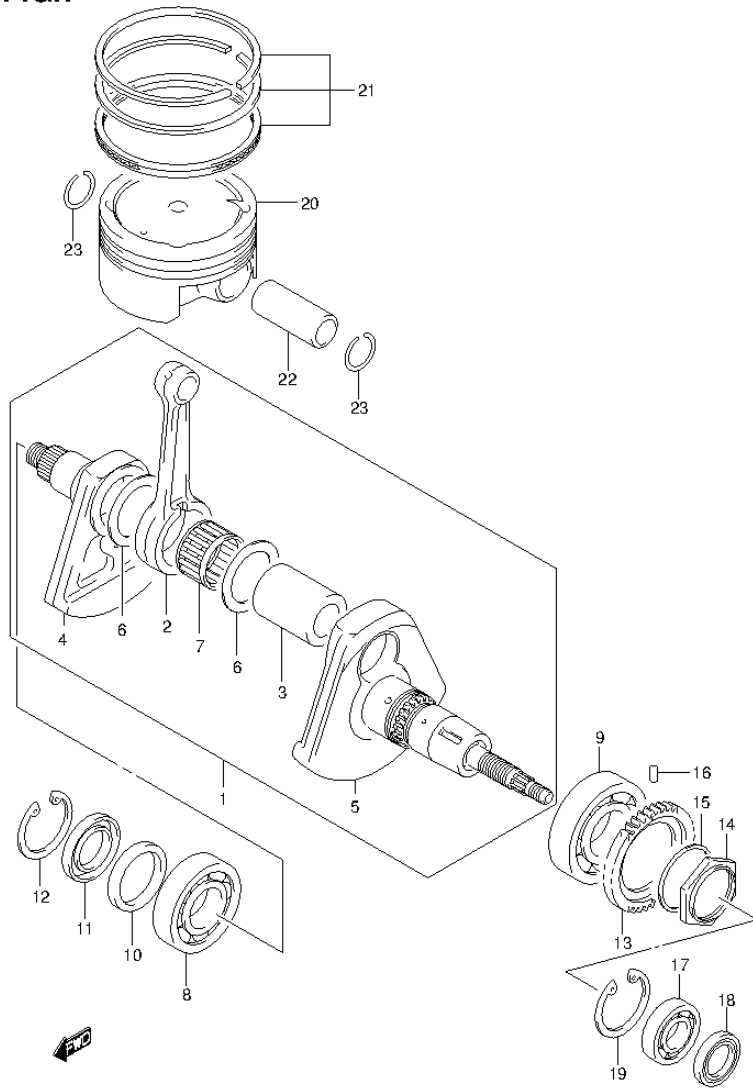


FIG.8

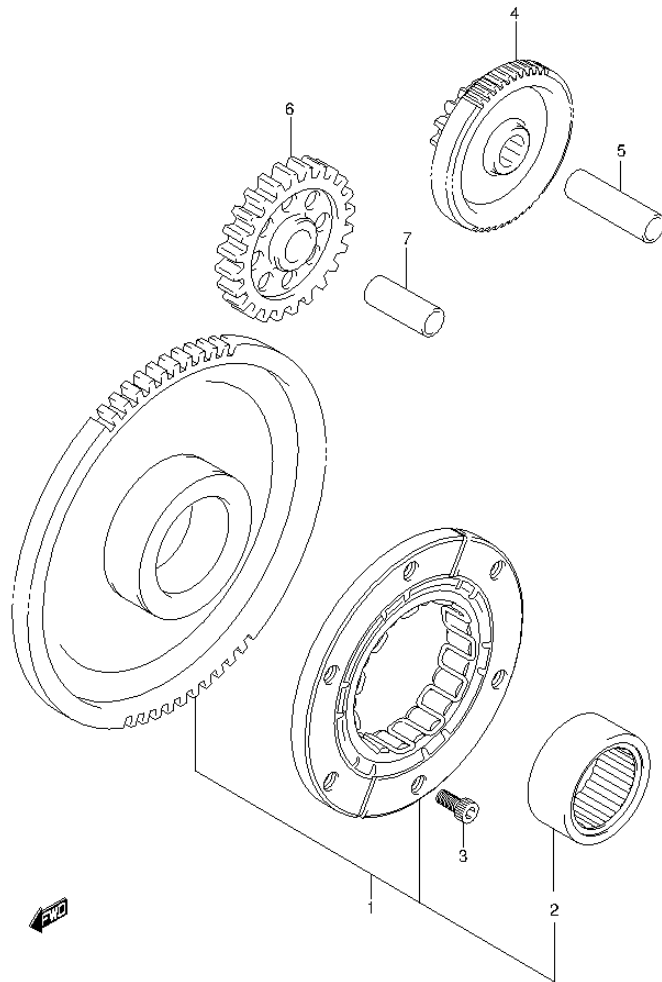


FIG.8 (1-B-10) STARTER CLUTCH

REF NO.	PART NO.	DESCRIPTION	Q'TY	REMARKS
1	12600-11810	CLUTCH SET, STARTER (NT:73)	1	
2	09263-31009	.BEARING (31X39X17.8)	1	
3	09106-08190	BOLT (8X16)	6	
4	12611-11H00	GEAR, STARTER IDLE NO.1 (NT:14/57)	1	
5	09206-12006	PIN (8X12X45.5)	1	
6	12612-31G00	GEAR, STARTER IDLE NO.2 (NT:27)	1	
7	09206-12007	PIN (8X12X33)	1	

FIG.9

FIG.9 (1-B-11) CRANK BALANCER

REF NO.	PART NO.	DESCRIPTION	Q'TY	REMARKS
1	12650-11H00	BALANCER, CRANK	1	
2	12666-11H00	GEAR, CRANK BALANCER DRIVEN (NT:43)	1	
3	09103-10290	BOLT (10X20)	1	
4	09421-04004	KEY	1	
5	08211-10305	WASHER	1	
6	09262-20137	BEARING (20X42X12)	1	
7	09263-20091	BEARING (20X28X16)	1	
8	24741-21A00	RETAINER, CRANK GAL BRG	2	
9	09125-06122	SCREW (6X12)	2	
10	16321-11H00	GEAR, OIL PUMP DRIVE (NT:21)	1	

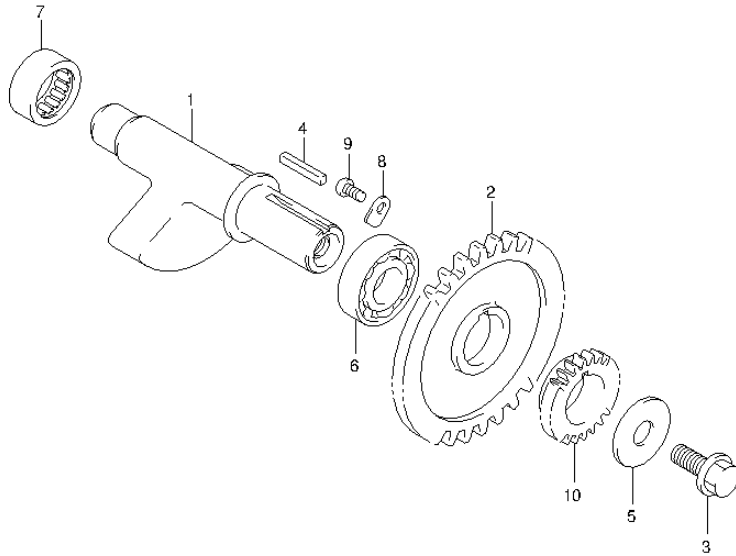


FIG.10

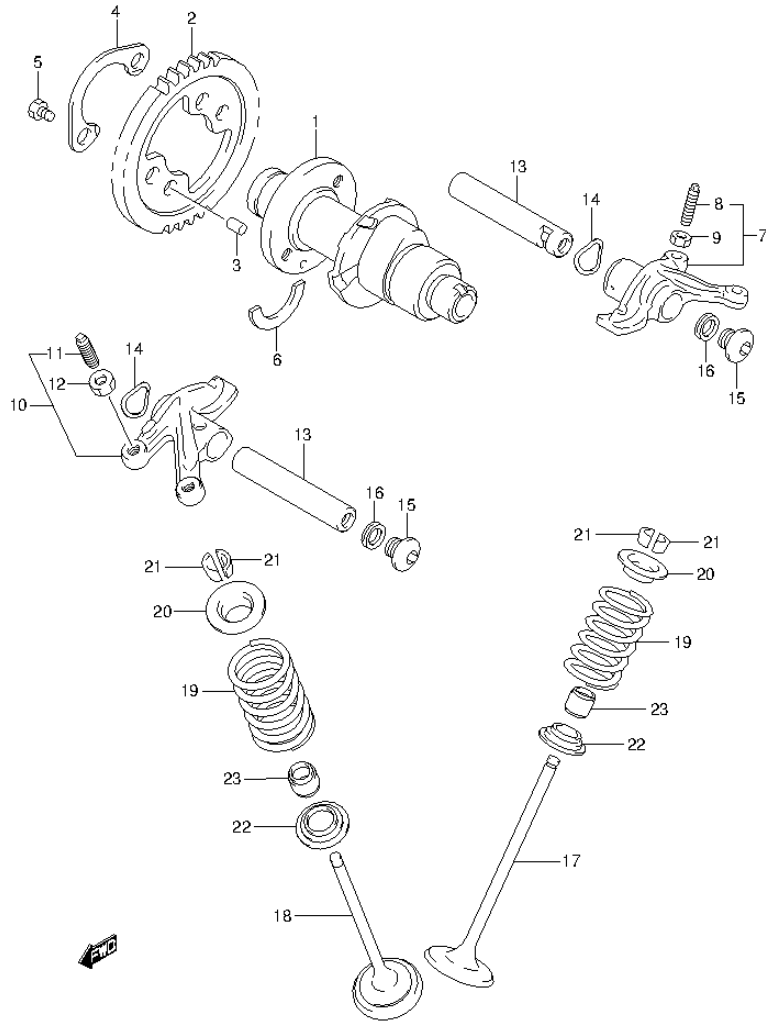


FIG.10 (1-B-12) CAM SHAFT/VALVE

REF NO.	PART NO.	DESCRIPTION	Q'TY	REMARKS
1	12710-31H00	CAM SHAFT	1	
2	12741-09F00	SPROCKET (NT:42)	1	
3	09261-05005	PIN (5X8)	1	
4	12747-44B00	WASHER	1	
5	09100-06166	BOLT (6X10.5)	2	
6	09390-22002	C RING	1	
7	12840-31H00	ARM, VALVE ROCKER INTAKE	1	
8	12842-17C50	.SCREW	2	
9	12843-27A00	.NUT	2	
10	12850-31H00	ARM, VALVE ROCKER EXHAUST	1	
11	12842-17C50	.SCREW	2	
12	12843-27A00	.NUT	2	
13	12861-14D50	SHAFT, ROCKER ARM	2	
14	09164-12018	WASHER	2	
15	09248-14012	PLUG (14X12)	2	
16	09168-14002	GASKET (13.8X18.8X4.8)	2	
17	12911-14D10	VALVE, INTAKE	2	
18	12912-14D01	VALVE, EXHAUST	2	
19	12921-03G00	SPRING, VALVE	4	
20	12931-27A20	RETAINER, SPRING	4	
21	12932-27A00	COTTER, VALVE	8	
22	12933-81400	SEAT, SPRING	4	
23	09289-05011	OIL SEAL (5X10X9.7)	4	

FIG.11

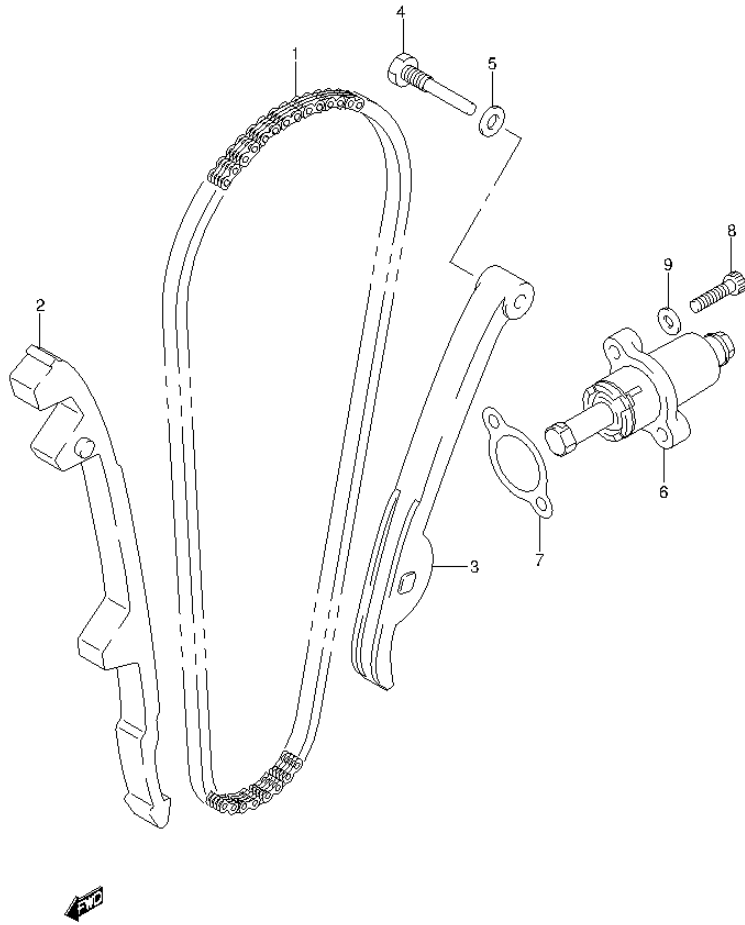


FIG.11 (1-B-13) CAM CHAIN

REF NO.	PART NO.	DESCRIPTION	Q'TY	REMARKS
1	12760-09F00	CHAIN, CAM SHAFT DRIVE (92RH2015-124MPX)	1	
2	12771-11H00	GUIDE, CAM CHAIN	1	
3	12811-09F00	TENSIONER, CAM CHAIN	1	
4	12812-32400	BOLT	1	
5	09168-08016	GASKET (8.2X14X1)	1	
6	12830-32E00	ADJUSTER ASSY, TENSIONER	1	
7	12837-24A10	GASKET	1	
8	07130-0625A	BOLT	2	
9	09168-06023	GASKET (5.8X13X1.2)	2	

FIG.12

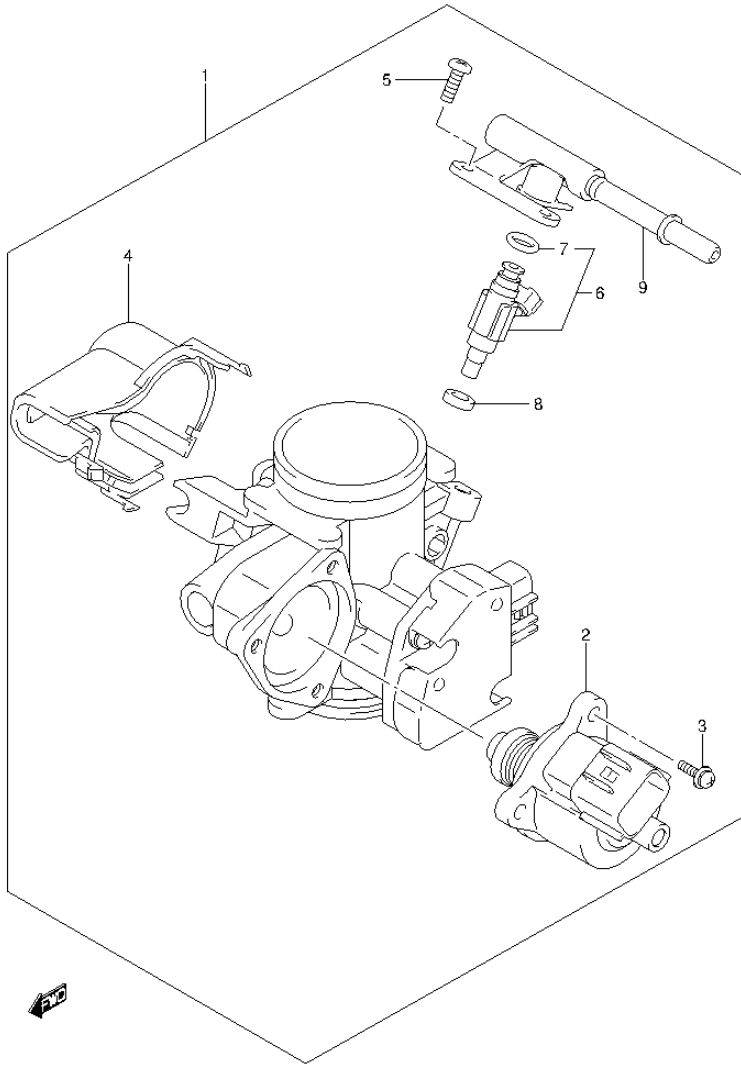


FIG.12 (1-B-14) THROTTLE BODY

REF NO.	PART NO.	DESCRIPTION	Q'TY	REMARKS
1	13400-31H00	BODY ASSY, THROTTLE	1	
2	13520-31G00	.MOTOR, ISC STEPPING	1	
3	13601-13G00	.SCREW	3	
4	13578-31G00	.COVER	1	
5	13602-06128	.SCREW	2	
6	15710-11H00	.INJECTOR ASSY, FUEL	1	
7	15717-16G00	..O RING	1	
8	15722-29G00	.SEAL	1	
9	15731-31G00	.DELIVERY PIPE	1	

FIG.13

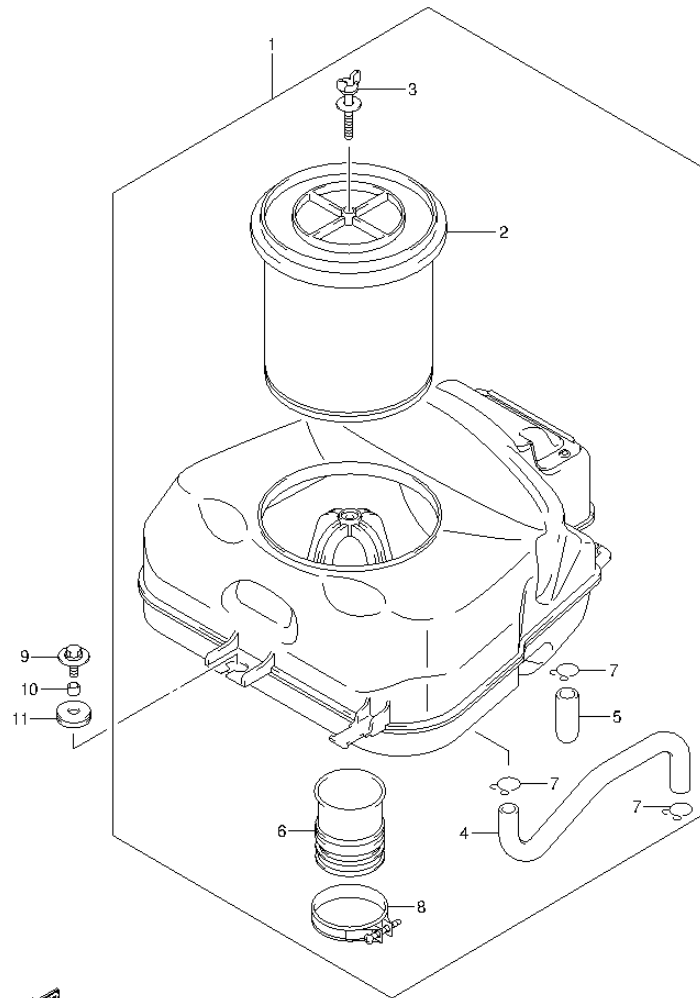


FIG.13 (1-B-15) AIR CLEANER

REF NO.	PART NO.	DESCRIPTION	Q'TY	REMARKS
1	13700-11H20	CLEANER ASSY, AIR	1	
2	13780-31G30	.FILTER ASSY	1	
3	13831-31G00	.BOLT, WING	1	
4	13853-31G00	.TUBE, BREATHER	1	
5	13878-09F00	.PLUG, DRAIN	1	
6	13881-11H01	.TUBE, OUTLET	1	
7	09401-14301	.CLIP	3	
8	09402-52208	.CLAMP	1	
9	09116-06149	BOLT (6X20)	3	
10	09180-06248	SPACER (6.1X8X9.5)	3	
11	09320-08028	CUSHION	3	



FIG.14

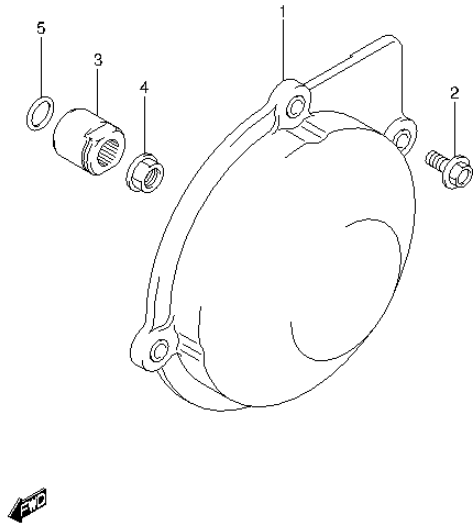


FIG.14 (1-C-2) RECOIL COVER

REF NO.	PART NO.	DESCRIPTION	Q'TY	REMARKS
1	18110-31G00	COVER, RECOIL	1	
2	09103-06302	BOLT (6X14)	4	
3	12359-31G00	SPACER	1	
4	08316-1010A	NUT	1	
5	09280-12009	O RING (D:1.9,ID:12.6)	1	

FIG.15

FIG.15 (1-C-3) MUFFLER

REF NO.	PART NO.	DESCRIPTION	Q'TY	REMARKS
1	14100-11H00	PIPE ASSY, EXH	1	
2	14181-18C00	GASKET, EXH PIPE	1	
3	01421-0820A	STUD BOLT	2	
4	08319-3108A	NUT	2	
5	14310-11H00	BODY, MUFFLER	1	
6	14770-11H00	.GASKET	1	
7	14850-11H00	.ARRESTER	1	
8	14852-11H00	.PLATE	1	
9	08313-20067	.NUT	3	
10	14771-13E00	CONNECTOR, MUF JT	1	
11	07120-0835A	BOLT	1	
12	14424-07G01	SPACER	1	
13	09160-08503	WASHER (8.5X30X2.3)	2	
14	09180-08152	SPACER (8.6X12X24.2)	2	
15	09320-12071	CUSHION	2	
16	07120-0840A	BOLT	2	
17	14880-31G00	COVER, MUFFLER	1	
18	14184-07G00	WASHER, MUF COVER	3	
19	14185-07G00	SPACER, MUF COVER	3	
20	09320-08069	CUSHION	3	
21	01550-0616A	BOLT	3	

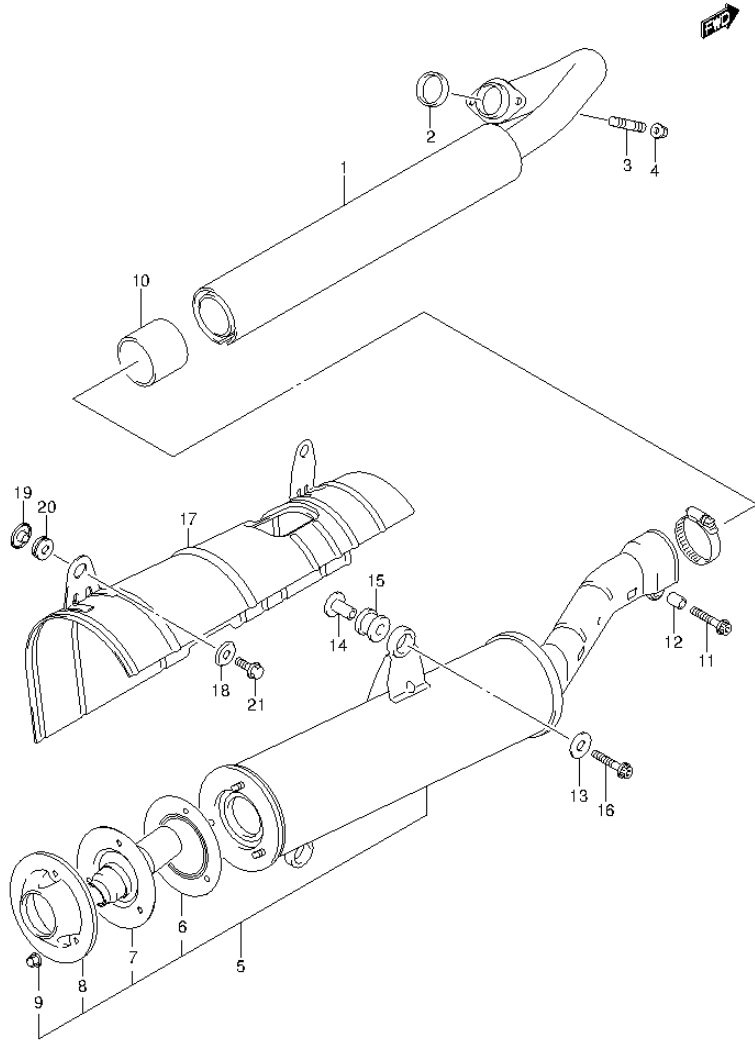


FIG.16

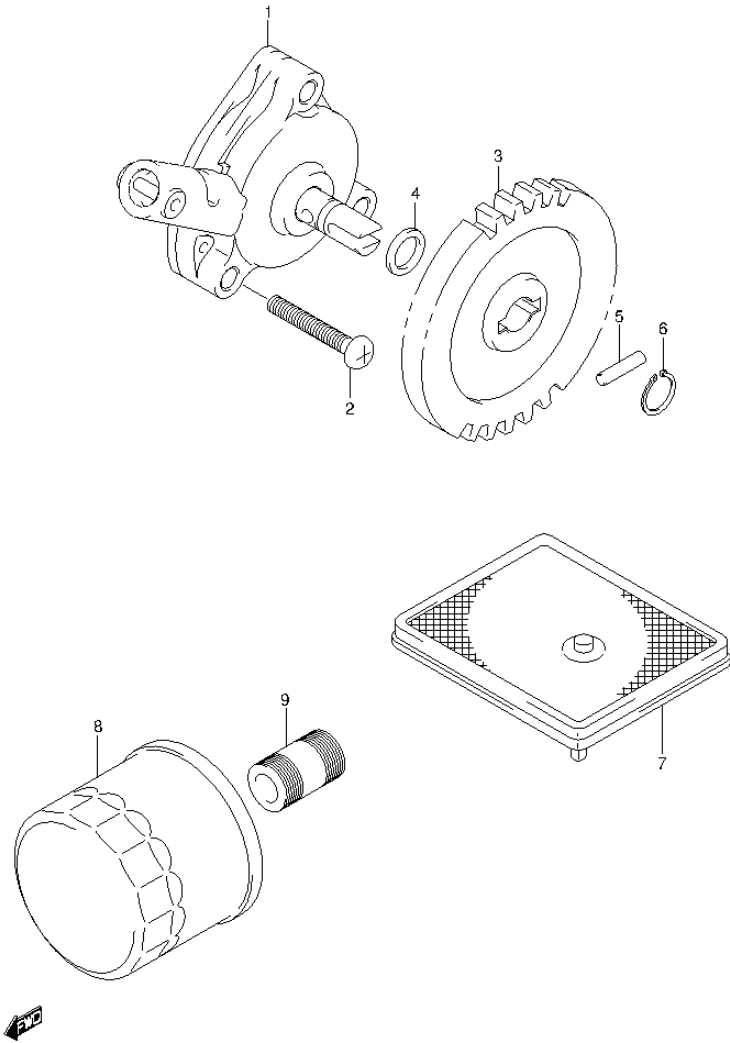


FIG.16 (1-C-4) OIL PUMP

REF NO.	PART NO.	DESCRIPTION	Q'TY	REMARKS
1	16400-11H00	PUMP ASSY, ENG OIL	1	
2	09125-06119	SCREW (6X30)	3	
3	16331-31H00	SPROCKET, OIL PUMP DRIVE (NT:31)	1	
4	09181-10158	SHIM (10X18X0.5)	1	
5	09261-04009	PIN (4X15.8)	1	
6	08331-31109	CIRCLIP	1	
7	16520-32E00	STRAINER, OIL	1	
8	16510-07J00	FILTER ASSY, ENG OIL	1	
9	16591-06B01	UNION, OIL FILTER STAND	1	

FIG.17

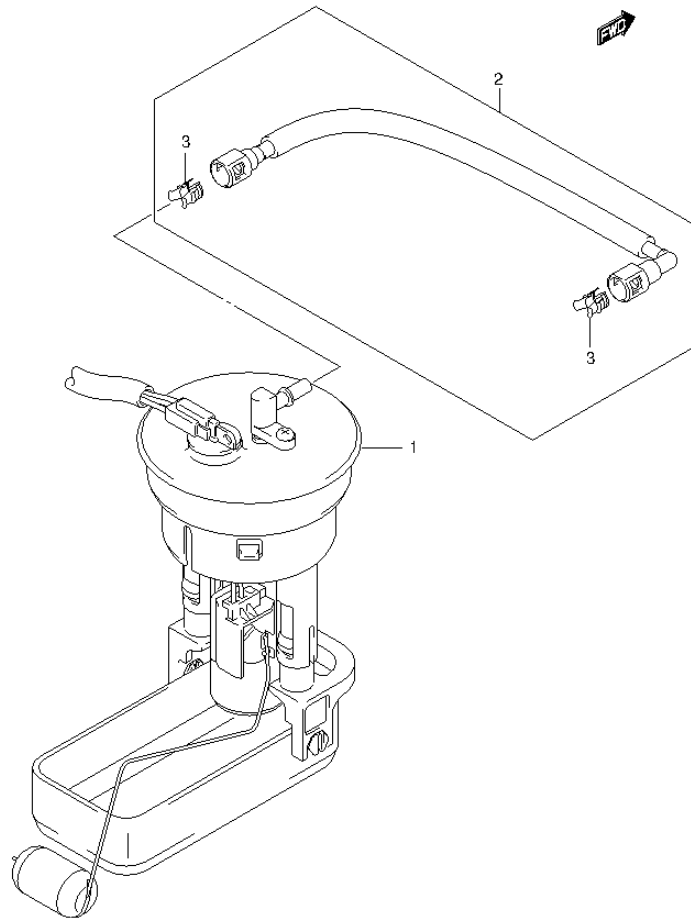


FIG.17 (1-C-5) FUEL PUMP

REF NO.	PART NO.	DESCRIPTION	Q'TY	REMARKS
1	15100-31G21	PUMP ASSY, FUEL	1	
2	15810-31G01	HOSE, FUEL	1	
3	15815-35F00	.RETAINER	2	

FIG.18

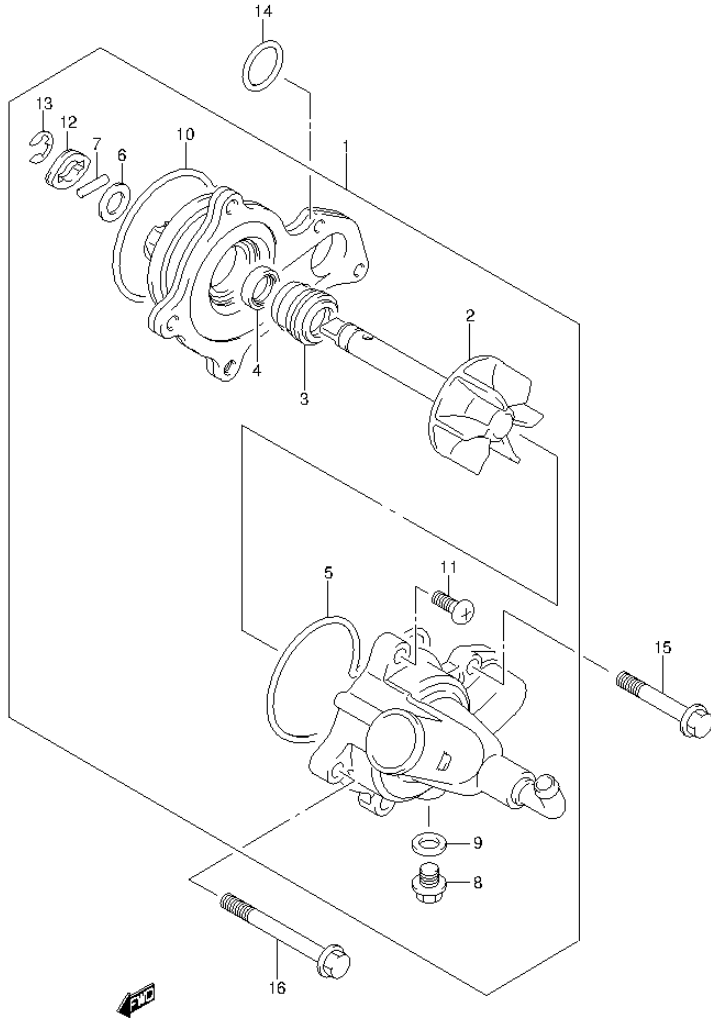


FIG.18 (1-C-6) WATER PUMP

REF NO.	PART NO.	DESCRIPTION	Q'TY	REMARKS
1	17400-11H10	PUMP ASSY, WATER	1	
2	17491-11H00	.IMPELLER	1	
3	17470-02F01	.SEAL, MECHANICAL	1	
4	17461-48G00	.OIL SEAL	1	
5	17418-11H00	.O RING	1	
6	17432-07G00	.WASHER	1	
7	17482-03G00	.PIN	1	
8	17415-20920	.BOLT	1	
9	09168-08016	.GASKET (8.2X14X1)	1	
10	17435-33400	.O RING	1	
11	02112-0616A	.SCREW	2	
12	17432-11H00	.CAP	1	
13	08332-1108A	.E RING	1	
14	09280-22001	O RING (D:2.4,ID:21.8)	1	
15	09103-06297	BOLT (6X30)	2	
16	01547-0645A	BOLT	1	

FIG.19

FIG.19 (1-C-7) RADIATOR (LT-A500XL3 P28)

REF NO.	PART NO.	DESCRIPTION	Q'TY	REMARKS
1	17710-31G20	RADIATOR ASSY	1	
2	17730-14G00	CAP ASSY, RADIATOR	1	
3	17800-31G10	FAN ASSY, RADIATOR	1	
4	01550-0610B	BOLT	3	
5	17820-07G10	BOOT, RDTR FAN MOTOR	1	
6	17760-09F00	COVER, RADIATOR	1	
7	17765-09F00	.PROTECTOR	2	
8	02142-0608B	SCREW	2	
9	09118-06097	BOLT (6X25)	2	
10	09180-06290	SPACER (6.5X10X12)	2	
11	09320-10042	CUSHION	2	
12	09320-12036	CUSHION	1	
13	17680-50F00	SWITCH, RADIATOR FAN	1	
14	.O RING	1		
15	17991-02F40	LABEL, COOLING FAN	1	

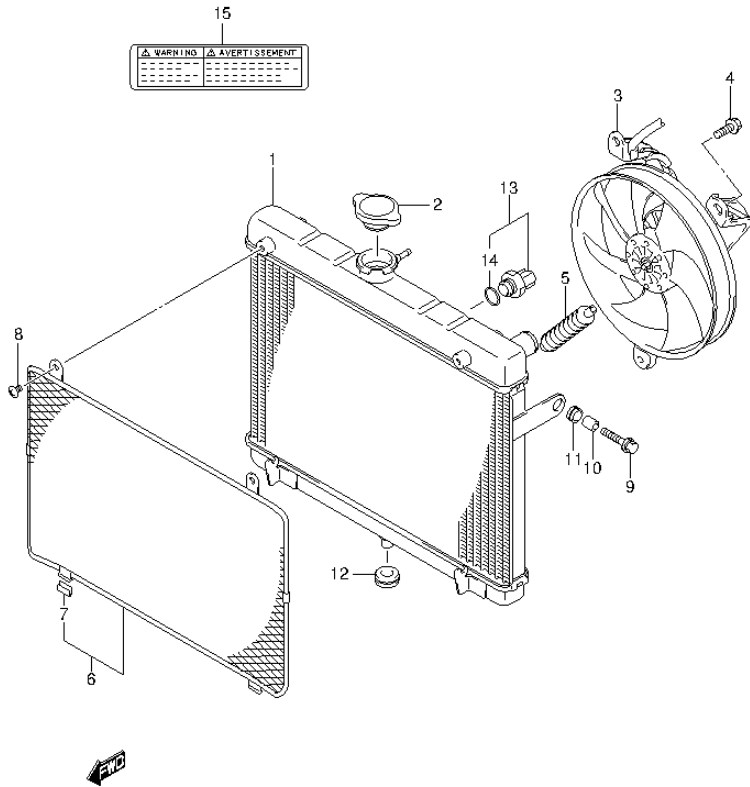


FIG.20

FIG.20 (1-C-8) RADIATOR (LT-A500XL3 P33)

REF NO.	PART NO.	DESCRIPTION	Q'TY	REMARKS
1	17710-31G20	RADIATOR ASSY	1	
2	17730-14G00	CAP ASSY, RADIATOR	1	
3	17800-31G10	FAN ASSY, RADIATOR	1	
4	01550-0610B	BOLT	3	
5	17820-07G10	BOOT, RDTR FAN MOTOR	1	
6	17760-09F00	COVER, RADIATOR	1	
7	17765-09F00	.PROTECTOR	2	
8	02142-0608B	SCREW	2	
9	09118-06097	BOLT (6X25)	2	
10	09180-06290	SPACER (6.5X10X12)	2	
11	09320-10042	CUSHION	2	
12	09320-12036	CUSHION	1	
13	17680-50F00	SWITCH, RADIATOR FAN	1	
14	17689-50F00	.O RING	1	
15	17991-02F01	LABEL, COOLING FAN	1	

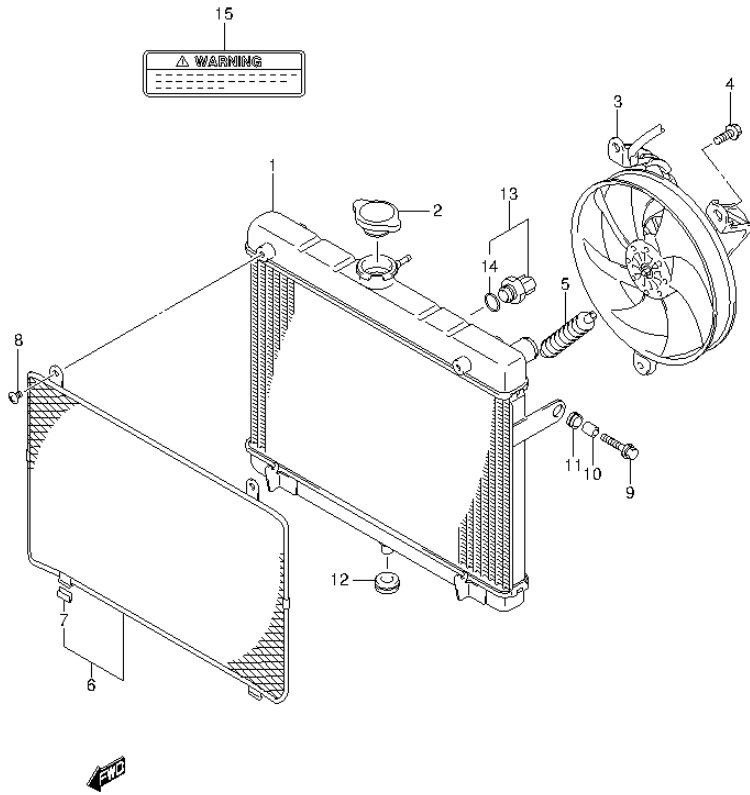


FIG.21

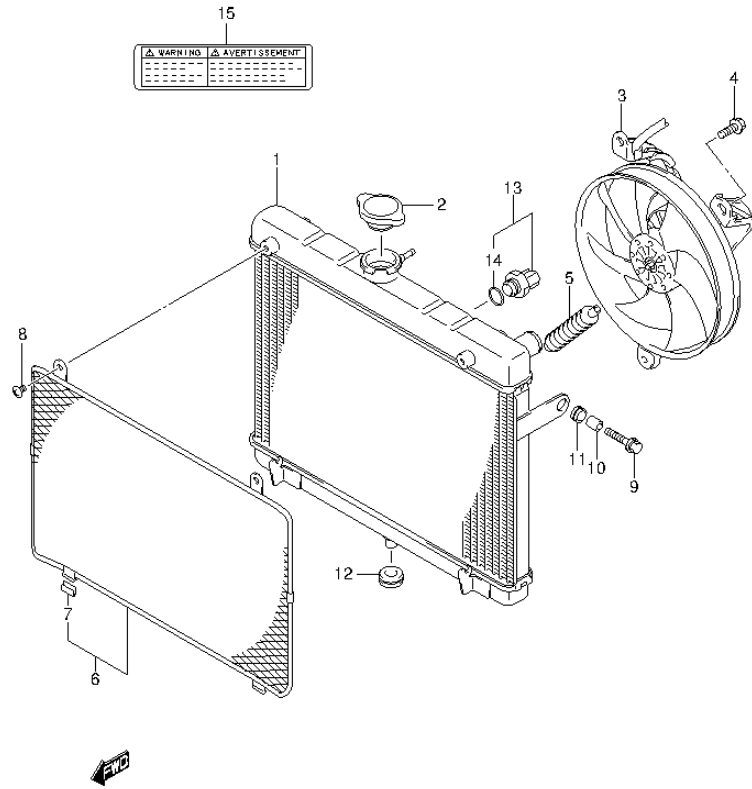


FIG.21 (1-C-9) RADIATOR (LT-A500XZL3 P28)

REF NO.	PART NO.	DESCRIPTION	Q'TY	REMARKS
1	17710-31G20	RADIATOR ASSY	1	
2	17730-14G00	CAP ASSY, RADIATOR	1	
3	17800-31G10	FAN ASSY, RADIATOR	1	
4	01550-0610B	BOLT	3	
5	17820-07G10	BOOT, RDTR FAN MOTOR	1	
6	17760-09F00	COVER, RADIATOR	1	
7	17765-09F00	.PROTECTOR	2	
8	02142-0608B	SCREW	2	
9	09118-06097	BOLT (6X25)	2	
10	09180-06290	SPACER (6.5X10X12)	2	
11	09320-10042	CUSHION	2	
12	09320-12036	CUSHION	1	
13	17680-50F00	SWITCH, RADIATOR FAN	1	
14	17689-50F00	.O RING	1	
15	17991-02F40	LABEL, COOLING FAN	1	

FIG.22

FIG.22 (1-C-10) RADIATOR (LT-A500XZL3 P33)

REF NO.	PART NO.	DESCRIPTION	Q'TY	REMARKS
1	17710-31G20	RADIATOR ASSY	1	
2	17730-14G00	CAP ASSY, RADIATOR	1	
3	17800-31G10	FAN ASSY, RADIATOR	1	
4	01550-0610B	BOLT	3	
5	17820-07G10	BOOT, RDTR FAN MOTOR	1	
6	17760-09F00	COVER, RADIATOR	1	
7	17765-09F00	.PROTECTOR	2	
8	02142-0608B	SCREW	2	
9	09118-06097	BOLT (6X25)	2	
10	09180-06290	SPACER (6.5X10X12)	2	
11	09320-10042	CUSHION	2	
12	09320-12036	CUSHION	1	
13	17680-50F00	SWITCH, RADIATOR FAN	1	
14	17689-50F00	.O RING	1	
15	17991-02F01	LABEL, COOLING FAN	1	

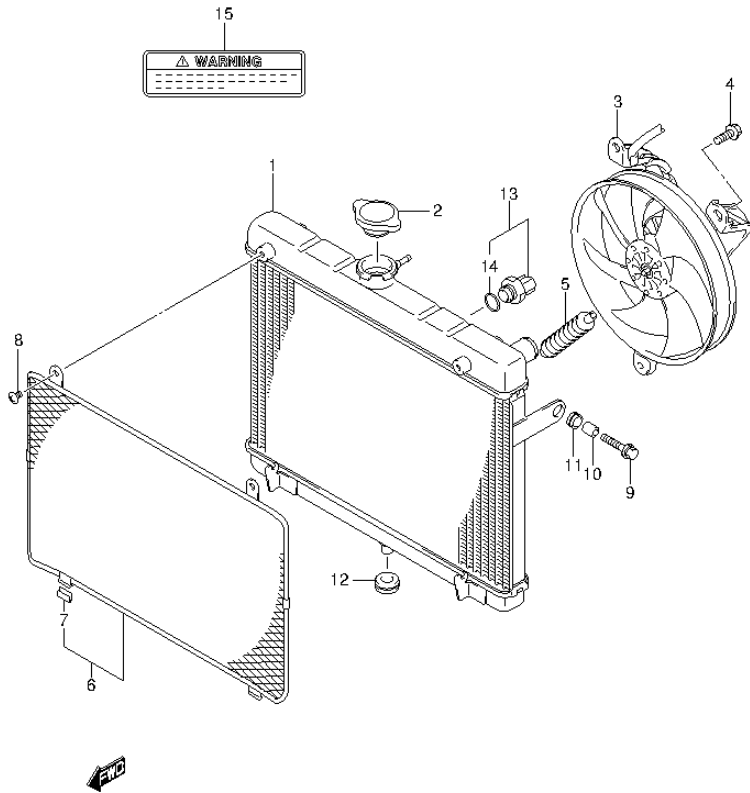


FIG.23

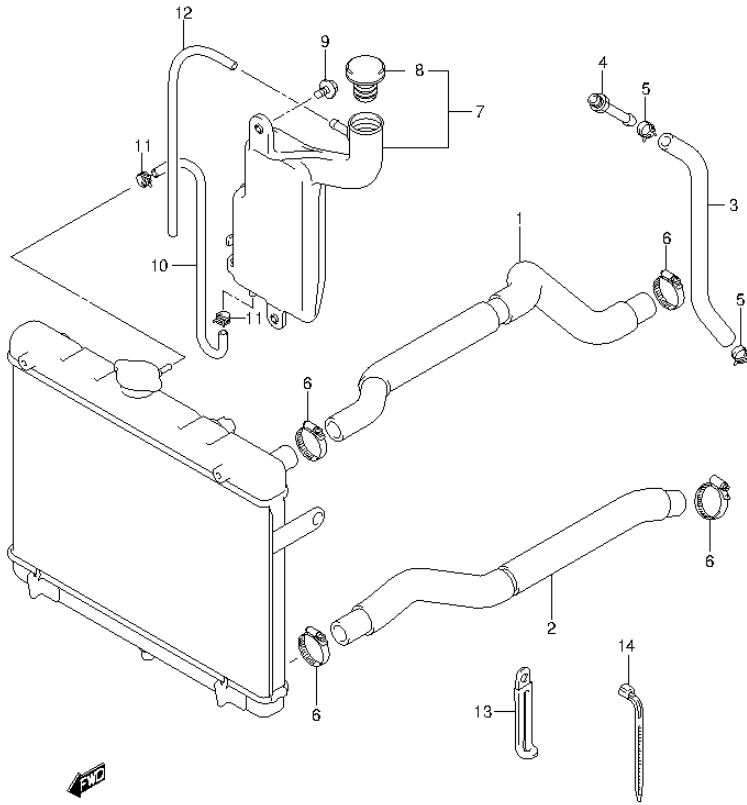


FIG.23 (1-C-11) RADIATOR HOSE

REF NO.	PART NO.	DESCRIPTION	Q'TY	REMARKS
1	17851-31G00	HOSE, RADIATOR INLET	1	
2	17852-31G00	HOSE, RADIATOR OUTLET	1	
3	17854-11H00	HOSE, WATER BYPASS	1	
4	09362-09011	UNION	1	
5	09401-12409	CLAMP	2	
6	09402-32512	CLAMP	4	
7	17910-31G00	TANK ASSY, RESERVOIR	1	
8	17931-02FA0	.CAP	1	
9	09116-06168	BOLT (6X16)	2	
10	17900-44810	HOSE, RSVR TANK INLET	1	
11	09401-08411	CLIP	2	
12	09352-50901-600	HOSE (5X9X600)	1	L:600->360
13	09404-06429	CLAMP (L:45)	1	
14	09407-19401	CLAMP (L:190)	1	

FIG.24

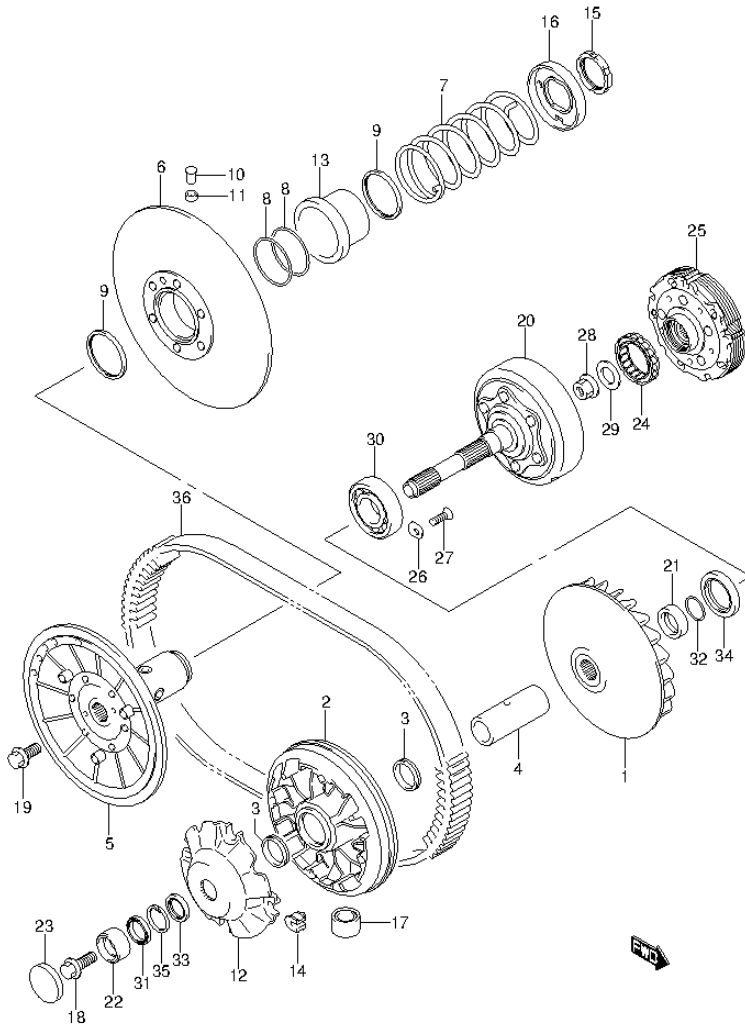


FIG.24 (1-C-12) TRANSMISSION (1)

REF NO.	PART NO.	DESCRIPTION	Q'TY	REMARKS
1	21110-11H00	FACE, FIXED DRIVE	1	
2	21120-11H00	FACE, MOVABLE DRIVE	1	
3	21124-15F00	SEAL, MOVABLE DRIVE FACE	2	
4	21125-11H50	SPACER, MOVABLE DRIVE	1	
5	21210-11H00	FACE, FIXED DRIVEN	1	
6	21240-11H10	FACE, MOVABLE DRIVEN	1	
7	21243-38F10	SPRING, MOVABLE DRIVEN	1	
8	21245-38F00	O-RING, MOVABLE DRIVEN	2	
9	21247-38F00	SEAL, MOVABLE DRIVEN	2	
10	21248-15F01	PIN, MOVABLE DRIVEN	4	
11	21249-15F00	SPACER, MOVABLE DRIVEN	4	
12	21431-11H00	PLATE, MOVABLE DRIVE	1	
13	21471-38F10	SHEET, MOVABLE DRIVEN	1	
14	21481-14F00	DAMPER, MOVABLE DRIVE	4	
15	21518-38F00	NUT, DRIVEN PULLEY SPRING	1	
16	21519-38F10	HOLDER, MOVABLE DRIVEN	1	
17	21650-09F51	ROLLER, MOVABLE DRIVEN	8	
18	09103-12028	BOLT (12X30)	1	
19	09103-12049	BOLT (12X25)	1	
20	21100-11H00	HOUSING, CLUTCH	1	
21	21102-31G00	SPACER, PRIMARY SHAFT	1	
22	21106-31G10	SPACER, CLUTCH HOUSING	1	
23	21107-31G00	CAP, V-BELT BEARING	1	
24	21273-44D00	CLUTCH, ONE WAY	1	
25	21500-11H10	CLUTCH ASSY, SHOE	1	
26	24741-20A00	RETAINER, CL HSG BRG	2	
27	09126-06011	SCREW (6X12)	2	
28	09159-18023	NUT	1	
29	09164-18004	WASHER	1	
30	09262-25073	BEARING (25X62X17)	1	
31	09262-35075	BEARING (35X47X7)	1	
32	09280-25004	O RING (D:2.4,ID:24.7)	1	

FIG.24

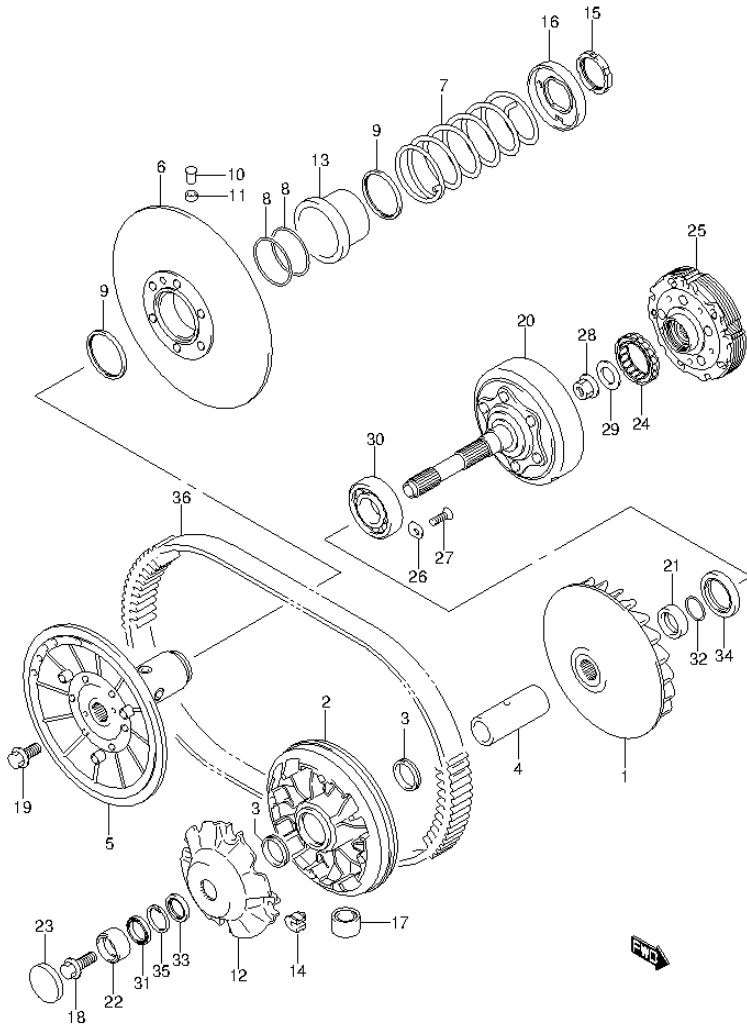


FIG.24 (1-C-13) TRANSMISSION (1)

REF NO.	PART NO.	DESCRIPTION	Q'TY	REMARKS
33	09283-35051	OIL SEAL (35X47X5)	1	
34	09283-38025	OIL SEAL (38X56X7)	1	
35	08331-41479	CIRCLIP	1	
36	27601-11H00	V-BELT, DRIVE	1	

FIG.25

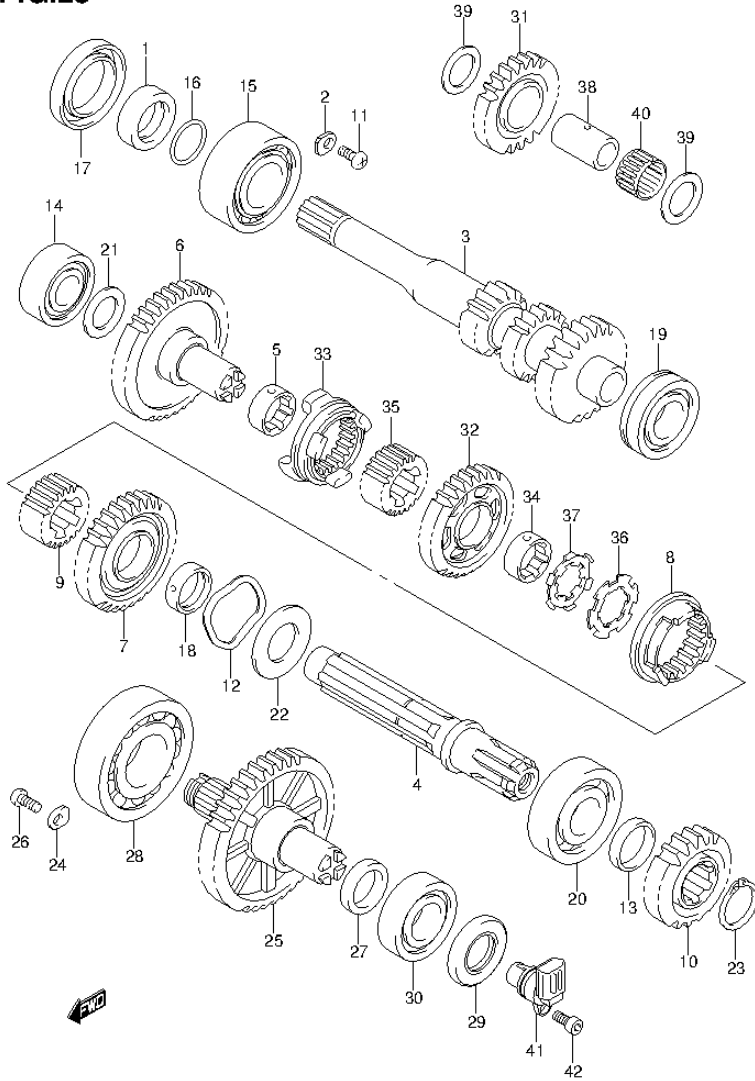


FIG.25 (1-C-14) TRANSMISSION (2)

REF NO.	PART NO.	DESCRIPTION	Q'TY	REMARKS
1	21102-31G00	SPACER, DRIVE SHAFT	1	
2	24741-21A00	RETAINER, DRIVE SHAFT RH	2	
3	29111-11H01	SHAFT, DRIVE (NT:25/16)	1	
4	29131-31G00	SHAFT, SUB T/M COUNTER	1	
5	29215-07G00	BUSH, SUB T/M DRIVEN GR LOW	1	
6	29311-31G00	GEAR, SUB T/M DRIVEN LOW (NT:41)	1	
7	29321-31G00	GEAR, SUB T/M DRIVEN HIGH (NT:31)	1	
8	29331-31G00	DOG, GEAR SHIFT HIGH	1	
9	29332-31G00	SPACER, SUB T/M SELECT	1	
10	29411-31H00	GEAR, SUB T/M DRIVE NO.2 (NT:18)	1	
11	09125-06122	SCREW (6X12)	2	
12	09164-34001	WASHER	1	
13	09180-25097	SPACER (25X30X7)	1	
14	09262-20139	BEARING (20X47X14)	1	
15	09262-25153	BEARING (25X62X17)	1	
16	09280-25004	O RING (D:2.4, ID:24.7)	1	
17	09283-38025	OIL SEAL (38X56X7)	1	
18	24252-19F00	BUSH, SUB T/M DRIVEN GR	1	
19	09262-25142	BEARING (25X44.1X15)	1	
20	09262-25073	BEARING (25X62X17)	1	
21	08211-20363	WASHER	1	
22	08211-25463	WASHER	1	
23	08331-31259	CIRCLIP	1	
24	24741-21A00	RETAINER, SEC DRIVE SHAFT	2	
25	29120-31H00	SHAFT, SUB T/M OUTPUT	1	
26	09125-06122	SCREW (6X12)	2	
27	09180-25083	SPACER (25X34X5.5)	1	
28	09262-30077	BEARING (30X72X19)	1	
29	09283-25076	OIL SEAL (25X45X5)	1	
30	09262-25003	BEARING (25X52X15)	1	
31	24561-31G20	GEAR, REVERSE IDLE (NT:23)	1	
32	24571-31G00	GEAR, REVERSE DRIVEN (NT:32)	1	

FIG.25

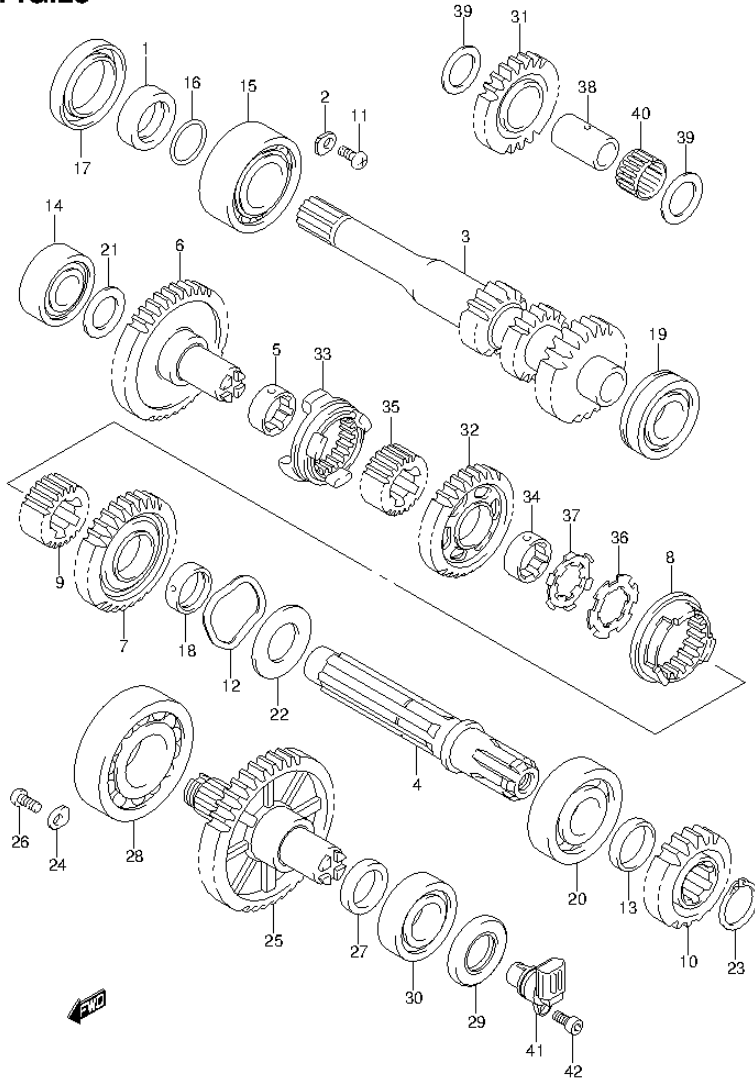


FIG.25 (1-C-15) TRANSMISSION (2)

REF NO.	PART NO.	DESCRIPTION	Q'TY	REMARKS
33	24581-31G00	DOG, SUB T/M SELECT SL	1	
34	29215-07G00	BUSH, REVERSE DRIVEN GEAR	1	
35	29332-31G00	SPACER, REVERSE SELECT	1	
36	09167-25013	LOCK WASHER (25.1X41X1.5)	1	
37	09169-25001	WASHER	1	
38	24551-31G00	SHAFT, REVERSE IDLE	1	
39	09181-20195	SHIM (20X30X1)	2	
40	09263-20060	BEARING (20X24X13)	1	
41	34990-31G01	SENSOR, SPEED	1	
42	07130-0616A	BOLT	1	

FIG.26

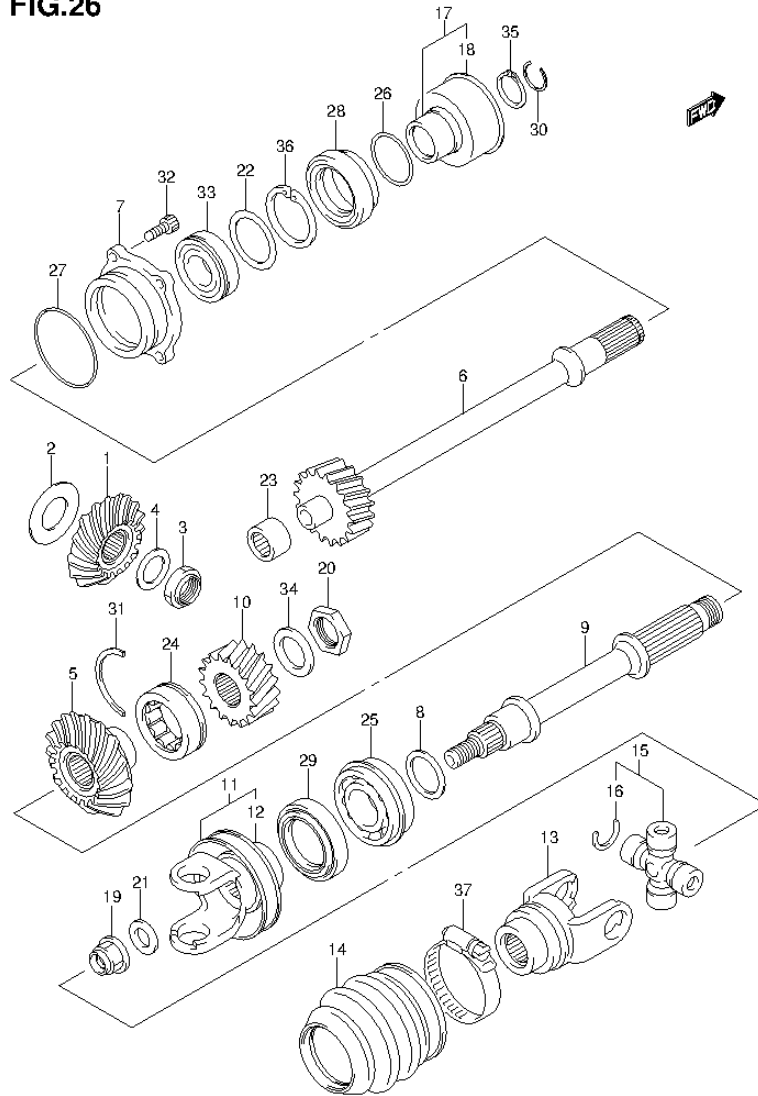
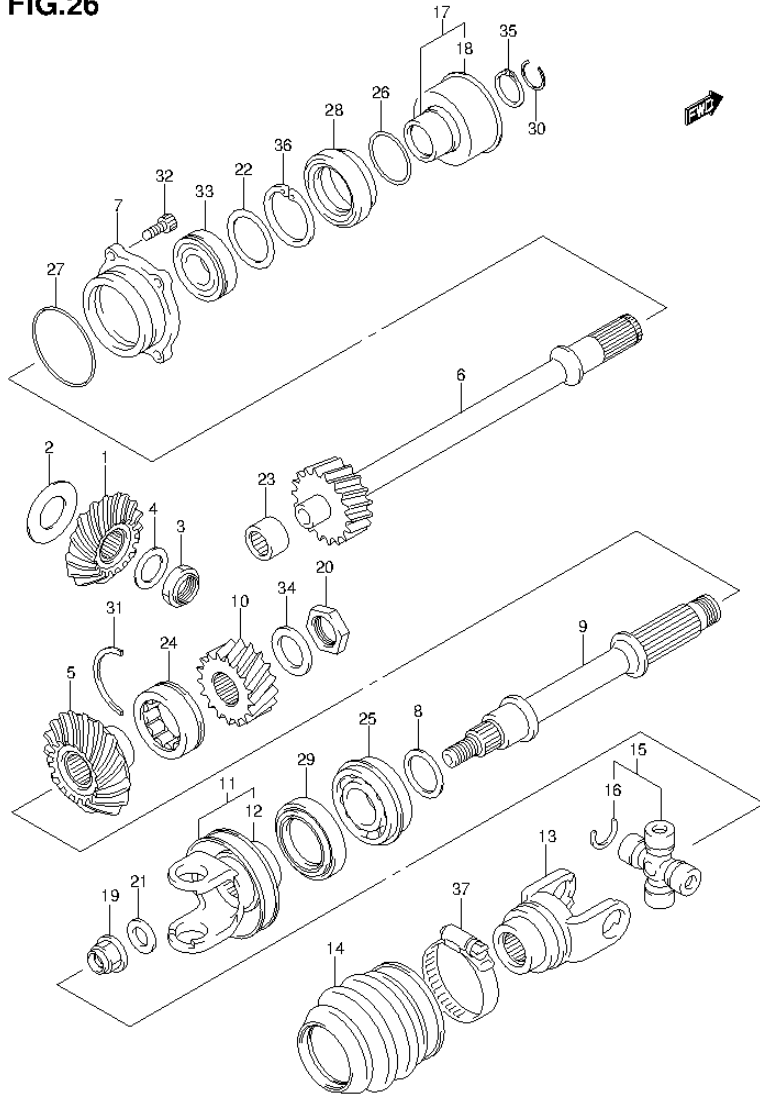


FIG.26 (1-D-2) SECONDARY DRIVE

REF NO.	PART NO.	DESCRIPTION	Q'TY	REMARKS
1	24911-11H00	GEAR, SEC DRIVE BEVEL (NT:15)	1	
2	24935-03811	SHIM SET, SEC DRIVE BEVEL	1	T:0.25/0.30/0.35/0.55/0.58/0.60/ 0.63/0.65/0.68/0.70/0.73/0.75/ 0.78/0.80/0.83/0.85/0.88/0.90/ 0.93/0.95/0.98/1.00/1.03/1.05/ 1.08/1.10/1.13/1.15/1.18/1.20/ 1.23/1.25/1.28/1.30
3	09140-20012	NUT	1	
4	09181-20223	SHIM (20X32X1)	1	
5	24921-11H00	GEAR, SEC DRIVEN BEVEL (NT:19)	1	
6	24961-31H00	SHAFT, SEC OUTPUT, FR (NT:18)	1	
7	24965-31G00	HOUSING, FR OUTPUT SHAFT	1	
8	24945-03811	SHIM SET, SEC DRIVEN BEVEL	1	T:0.55/0.58/0.60/0.63/0.65/0.68/ 0.70/0.73/0.75/0.78/0.80/0.83/ 0.85/0.88/0.90/0.93/0.95/0.98/ 1.00/1.03/1.05/1.08/1.10/1.13/ 1.15/1.18/1.20/1.23/1.25/1.28/ 1.30/1.33/1.35/1.38/1.40
9	24971-11H00	SHAFT, SEC OUTPUT, RR	1	
10	24972-31G20	GEAR, SEC DRIVEN OUTPUT (NT:18)	1	
11	27130-31G10	YOKE, RR DRIVE OUT	1	
12	27592-31G30	.FLANGE, OUTPUT YOKE	1	
13	27141-31G00	YOKE, PROP SHAFT	1	
14	27153-31G00	BOOT, REAR OUTPUT JOINT	1	
15	27200-73813	JOINT SET, UNIVERSAL	1	
16	09380-25005	.CIRCLIP	4	
17	27590-31G00	COLLAR, FRONT DRIVE	1	
18	27592-31G00	.PLATE, OUTPUT OIL SEAL	1	
19	09159-16003	NUT	1	
20	09159-22005	NUT	1	
21	09160-16026	WASHER (16X30X3)	1	
22	09181-40195	SHIM (40X52X1)	1	

FIG.26



LT-A500XL3_P28_P33_026
SECONDARY DRIVE

FIG.26 (1-D-3) SECONDARY DRIVE

REF NO.	PART NO.	DESCRIPTION	Q'TY	REMARKS
23	09263-25068	BEARING (25X37X17)	1	
24	09263-30050	BEARING (30X50X17)	1	
25	09267-25014	BEARING (25X52X20.6)	1	
26	09280-25005	O RING (D:1.9,ID:24.5)	1	
27	09280-57002	O RING (D:3.5,ID:65.2)	1	
28	09283-34008	OIL SEAL (34X52X9)	1	
29	09283-34008	OIL SEAL (34X52X9)	1	
30	09381-21002	CIRCLIP	1	
31	09390-50002	C RING	1	
32	07130-0620A	BOLT	4	
33	09262-25003	BEARING (25X52X15)	1	
34	08211-22365	WASHER	1	
35	08331-31259	CIRCLIP	1	
36	08331-41529	CIRCLIP	1	
37	09402-00512	CLAMP	1	

LT-A500XL3_P28_P33

FIG.27

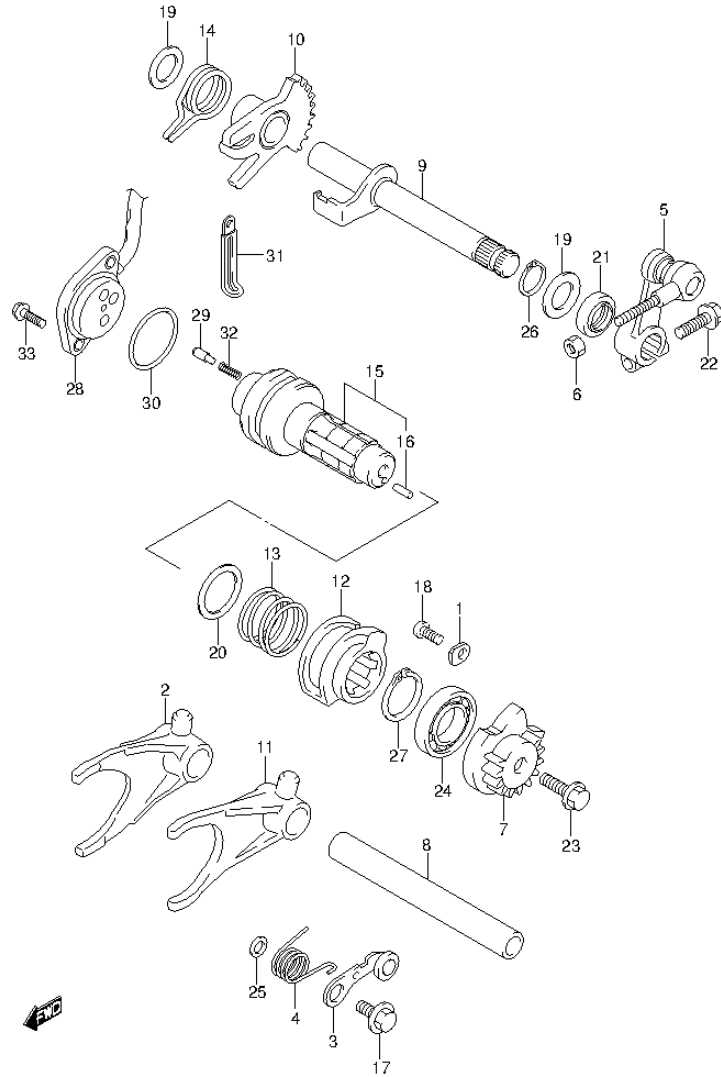


FIG.27 (1-D-4) GEAR SHIFTING

REF NO.	PART NO.	DESCRIPTION	Q'TY	REMARKS
1	24741-21A00	RETAINER, SUB T/M SHIFT CAM	1	
2	25240-31G00	FORK, REVERSE GR SHIFT	1	
3	25350-31G00	STOPPER, SHIFT CAM	1	
4	25355-35F01	SPRING, SHIFT CAM STOPPER	1	
5	25360-11H00	ARM, SELECT	1	
6	08310-0006A	NUT	1	
7	25381-11H00	PLATE, GR SHIFT CAM STOPPER	1	
8	25411-38A00	SHAFT, SUB T/M GEAR SHIFT	1	(NT:16)
9	25510-31G00	SHAFT, SUB T/M SHIFT, NO.2	1	
10	25540-31G00	GEAR, SUB T/M SHIFT (NT:32)	1	
11	29510-31G00	FORK, SUB T/M GEAR SHIFT	1	
12	29611-31G00	CAM, SUB T/M GEAR SHIFT	1	
13	29612-31G00	SPRING, SUB T/M SHIFT FORK	1	
14	29613-31G00	SPRING, SHIFT ARM RETURN	1	
15	29620-31G11	SHAFT, SUB T/M GEAR SHIFT	1	
16	04221-04089	.PIN	1	
17	09111-06041	BOLT (6X14.3)	1	
18	09125-06122	SCREW (6X12)	1	
19	09181-14195	SHIM (14X24X1)	2	
20	09181-25139	SHIM (25X32X1)	1	
21	09283-14005	OIL SEAL (14X22X7.3)	1	
22	01550-0620B	BOLT	1	
23	01550-0630B	BOLT	1	
24	08110-69040	BEARING	1	
25	08211-06121	WASHER	1	
26	08331-3114A	CIRCLIP	1	
27	08331-31259	CIRCLIP	1	
28	37720-31G00	BASE ASSY, GEAR SHIFT TERM	1	
29	09209-05011	PIN (5X15.5)	2	
30	09280-35006	O RING (D:2.4, ID:35.5)	1	
31	09404-06429	CLAMP (L:45)	2	
32	09440-04010	SPRING	2	
33	07120-0516A	BOLT	2	

FIG.28

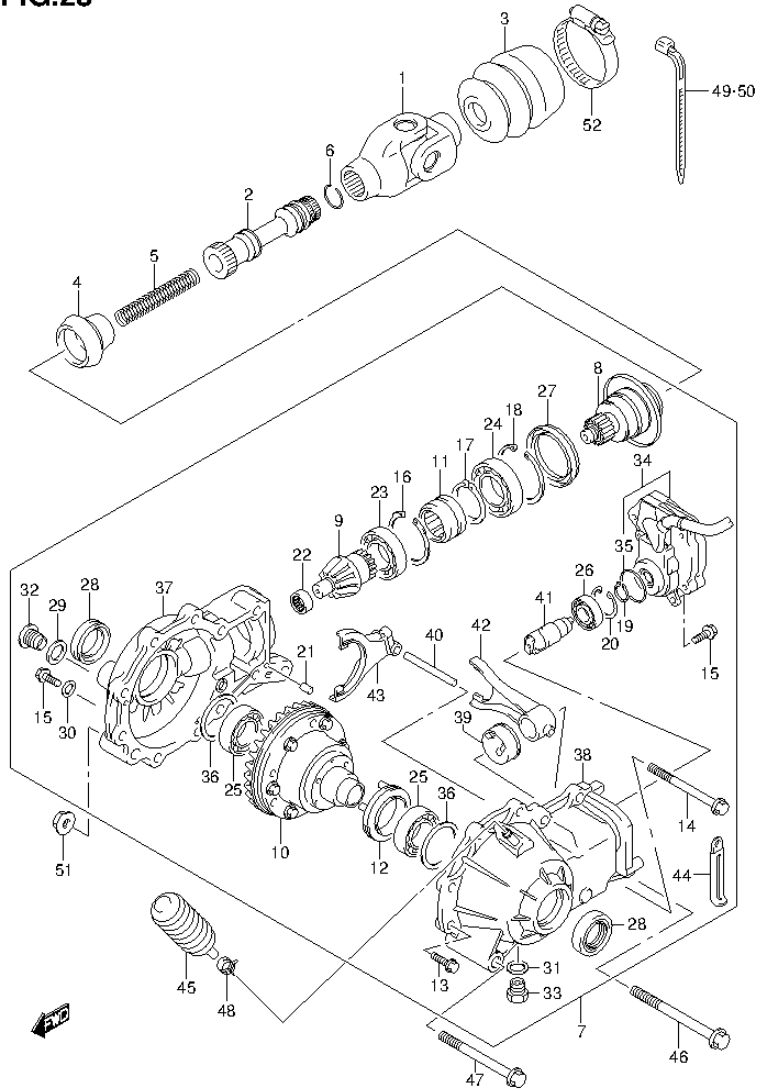


FIG.28 (1-D-5) FINAL BEVEL GEAR (FRONT)

REF NO.	PART NO.	DESCRIPTION	Q'TY	REMARKS
1	27100-31G00	YOKE, FR PROP SHAFT	1	
2	27151-31G30	SHAFT, PROPELLER	1	
3	27153-31G21	BOOT, FRONT PROP SHAFT	1	
4	27153-31G30	BOOT, FRONT PROP SHAFT	1	
5	27191-31G00	SPRING, FR PROPELLER	1	
6	09381-20004	CIRCLIP	1	
7	27400-31H00	CASE ASSY, FR DIFFERENTIAL	1	
8	27130-31HA0	.SHAFT ASSY, INPUT	1	
9	27311-31HA0	.PINION, DRIVE	1	
10	27320-31HA0	.GEAR RING ASSY	1	
11	27371-31HA0	.SLEEVE	1	
12	27381-31HA0	.SLEEVE DIFF LOCK	1	
13	27401-31HA0	.FLANGE BOLT, HEX HEAD	9	
14	27401-31HB0	.FLANGE BOLT, HEX HEAD	1	
15	27401-31HC0	.FLANGE BOLT, HEX HEAD	3	
16	27403-31HA0	.SNAP RING	1	
17	27403-31HB0	.SNAP RING	1	
18	27403-31HC0	.SNAP RING	1	
19	27403-31HD0	.RING SNAP	1	
20	27403-31HE0	.RING SNAP	1	
21	27404-31HA0	.PIN	2	
22	27405-31HA0	.BEARING, PINION	1	
23	27405-31HB0	.BEARING	1	
24	27405-31HC0	.BEARING	1	
25	27405-31HD0	.BEARING	2	
26	27405-31HE0	.BEARING	1	
27	27406-31HA0	.OIL SEAL	1	
28	27406-31HB0	.OIL SEAL	1	
29	27407-31HA0	.WASHER	1	
30	27407-31HB0	.WASHER	1	
31	27407-31HC0	.WASHER	1	
32	27409-31HA0	.PLUG	1	
33	27409-31HB0	.PLUG	1	

FIG.28

FIG.28 (1-D-6) FINAL BEVEL GEAR (FRONT)

REF NO.	PART NO.	DESCRIPTION	Q'TY	REMARKS
34	27421-31HA0	.CASE MOTOR	1	
35	27406-31HC0	.O RING	1	
36	27445-31HA0	.SHIM SET	2	
37	27451-31HA0	.CASE, FR DIFFERENTIAL	1	
38	27460-31HA0	.COVER, BUSH, FR DIFFERENTIAL	1	
39	27911-31HA0	.CAM DIFFLOCK	1	
40	27913-31HA0	.SHAFT, DIFFLOCK FORK	1	
41	27921-31HA0	.SHAFT, SCREW	1	
42	27940-31HA0	.FORK, FRONT DIFFERENTIAL	1	
43	27950-31HA0	.FORK, DIFFLOCK	1	
44	09404-08418	.CLAMP (L:82)	1	
45	27491-38F00	CASE, BREATHER	1	
46	09103-10061	BOLT (10X90)	1	
47	09103-10148	BOLT (10X110)	1	
48	09401-08411	CLIP	1	
49	09407-14403	CLAMP (L:125)	1	
50	09407-14403	CLAMP (L:125)	1	
51	09159-10115	NUT	2	
52	09402-80501	CLAMP	1	

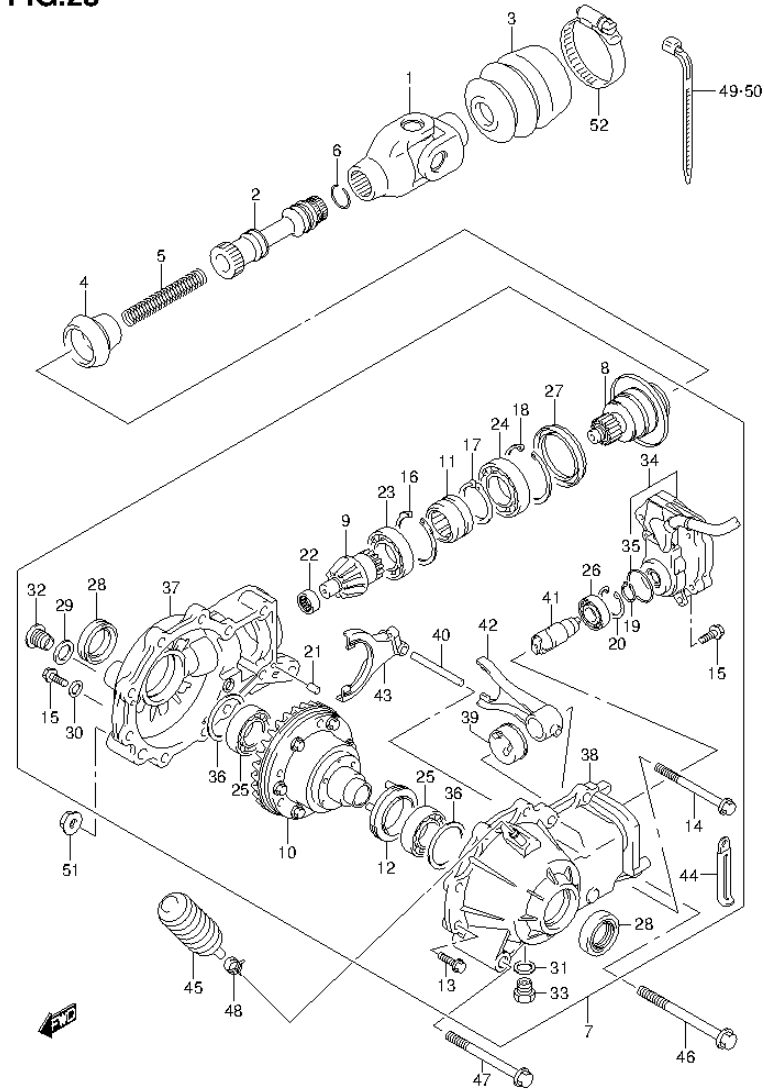


FIG.29

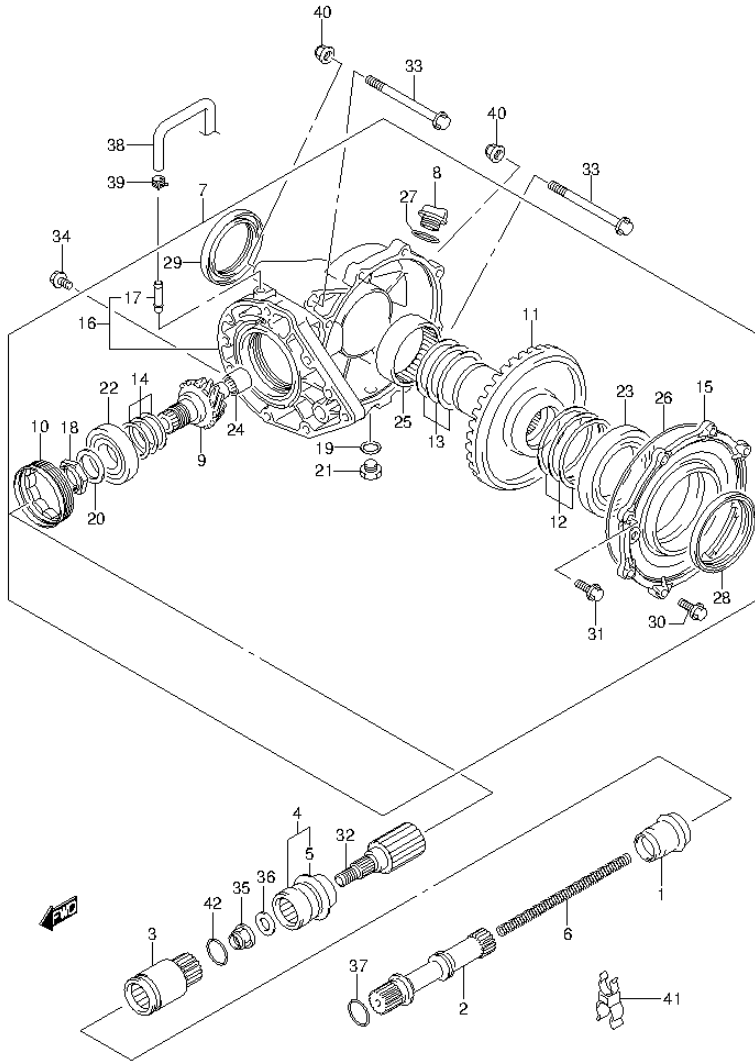


FIG.29 (1-D-7) FINAL BEVEL GEAR (REAR)

REF NO.	PART NO.	DESCRIPTION	Q'TY	REMARKS
1	27153-31G40	BOOT, JOINT SHAFT	1	
2	27155-31G30	SHAFT, REAR PROPELLER	1	
3	27157-31G10	JOINT, REAR PROPELLER	1	
4	27170-31G20	COUPLING, RR PROP SHAFT	1	
5	27592-31G10	.PLATE, OUTPUT OIL SEAL	1	
6	27192-31G10	SPRING, REAR PROPELLER	1	
7	27410-31G50	CASE ASSY, REAR FINAL GEAR	1	
8	09259-20008-XCO	.PLUG	1	
9	27311-31G50	.GEAR, RR FINAL DRIVE BEVEL (NT:10)	1	
10	27312-38F00	.STOPPER, FINAL DRIVE	1	
11	27320-31G00	.GEAR, RR FINAL DRIVEN (NT:36)	1	
12	27326-31810	.SHIM SET, FINAL DRIVEN LH	1	T:0.30/0.35/0.40/0.50/0.60
13	27327-31810	.SHIM SET, FINAL DRIVEN RH	1	T:0.30/0.35/0.40/0.50/0.60
14	27445-24810	.SHIM SET, FINAL DRIVE GEAR	1	T:0.30/0.35/0.40/0.50/0.60
15	27451-31G10	.CASE, REAR FINAL GEAR LH	1	
16	27460-31G10	.CASE, REAR FINAL GEAR RH	1	
17	09364-08016	.UNION	1	
18	09140-28006	.NUT	1	
19	09168-14002	.GASKET (13.8X18.8X4.8)	1	
20	09181-28195	.SHIM (28X38X1)	1	
21	09247-14013	.PLUG	1	
22	09262-28023	.BEARING (28X68X18)	1	
23	09262-65001	.BEARING (65X100X11)	1	
24	09263-20062	.BEARING (20X34X18)	1	
25	09263-55003	.BEARING (55X67X20)	1	
26	09280-00046	.O RING (D:2.45,ID:156)	1	
27	09280-17003	.O RING (D:3.1,ID:16.8)	1	
28	09283-59001	.OIL SEAL (59X88X8)	1	
29	09283-59001	.OIL SEAL (59X88X8)	1	
30	09103-08357	.BOLT (8X35)	6	
31	09103-10294	.BOLT (10X45)	2	
32	27594-31G50	SHAFT, RR FINAL DRIVE	1	
33	09103-10148	BOLT (10X110)	2	

FIG.29

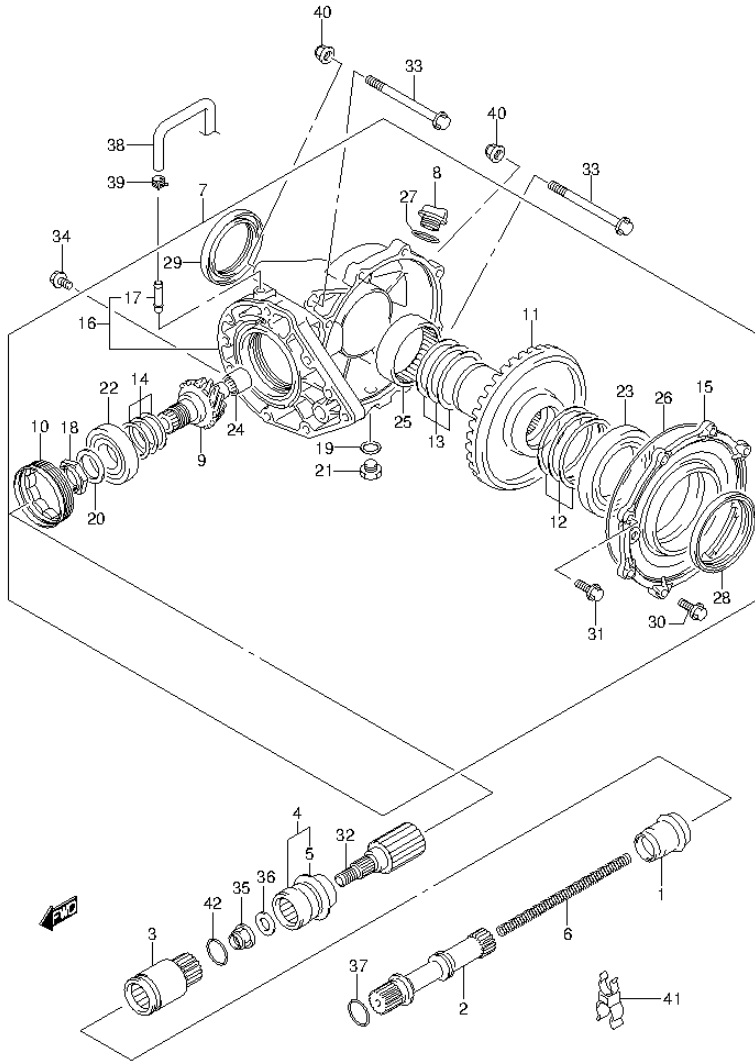


FIG.29 (1-D-8) FINAL BEVEL GEAR (REAR)

REF NO.	PART NO.	DESCRIPTION	Q'TY	REMARKS
34	09103-10405	BOLT (10X30)	2	
35	09159-14010	NUT	1	
36	09181-14002	SHIM (14X26X2)	1	
37	09280-20002	O RING (D:3.1,ID:19.4)	1	
38	27491-31G00	HOSE, BREATHER	1	
39	09401-10403	CLIP	1	
40	09159-10115	NUT	2	
41	09408-00235	CLAMP	1	
42	09280-26006	O RING (D:3.1,ID:26.4)	1	

FIG.30

FIG.30 (1-D-9) STARTING MOTOR

REF NO.	PART NO.	DESCRIPTION	Q'TY	REMARKS
1	31100-11H00	MOTOR ASSY, STARTING	1	
2	31130-13E00	.TERMINAL SET, BRUSH	1	
3	31132-13E00	.HOLDER SET, BRUSH	1	
4	31135-31300	.SPRING, BRUSH	2	
5	31143-49040	.O RING	1	
6	31170-19B10	.WASHER SET	1	
7	31264-13E00	.O RING	2	
8	31280-19F00	.SET BOLT	1	
9	31156-13E00	..O RING	2	
10	09280-24003	.O RING (D:3, ID:24.5)	1	
11	01547-0625A	BOLT	2	
12	08361-3506A	NUT	1	

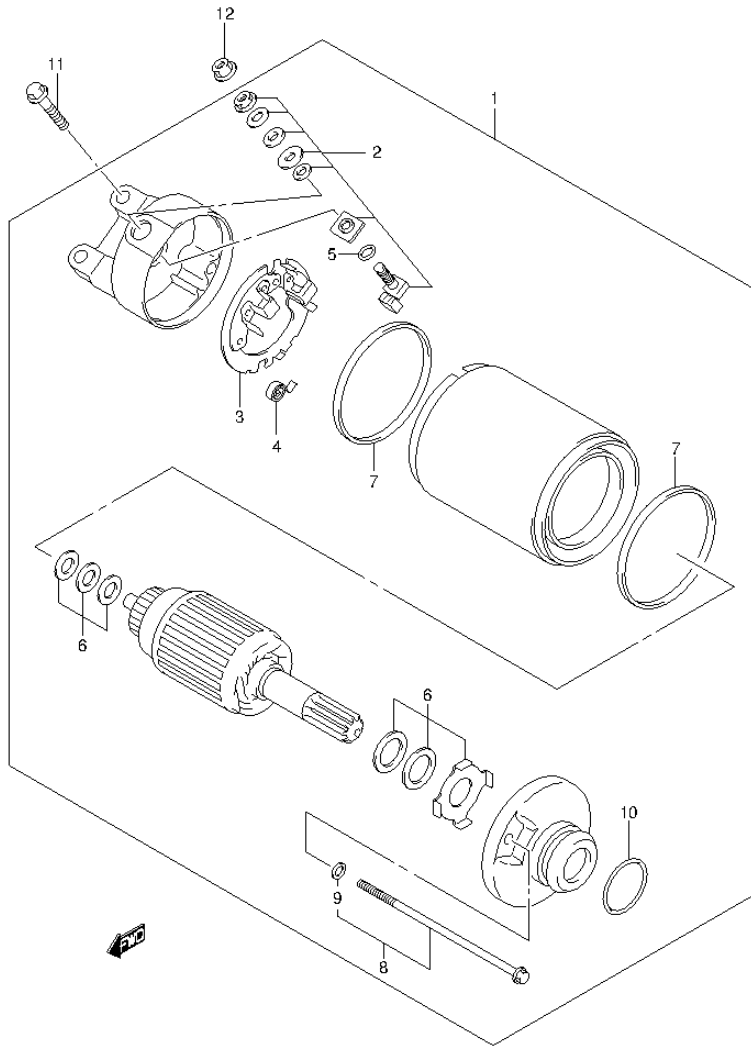


FIG.31

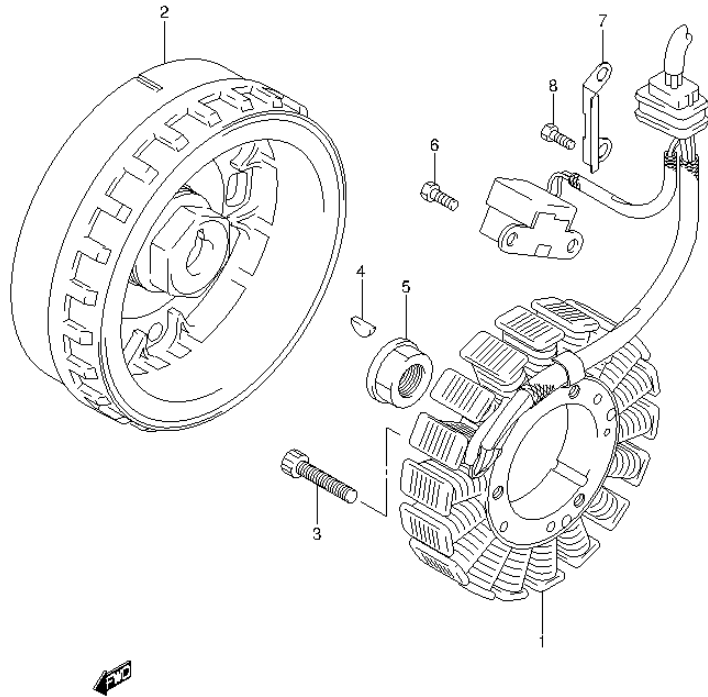


FIG.31 (1-D-10) MAGNETO

REF NO.	PART NO.	DESCRIPTION	Q'TY	REMARKS
1	32101-11H00	STATOR ASSY, MAGNETO	1	
2	32102-11H00	ROTOR ASSY, MAGNETO	1	
3	07130-0635A	BOLT	3	
4	09420-05007	KEY	1	
5	31792-11H00	NUT, MAGNETO ROTOR	1	
6	09100-05019	BOLT (5X10)	2	
7	32371-11H00	CLAMP, MAGNETO LEAD	1	
8	09100-05019	BOLT (5X10)	2	

FIG.32

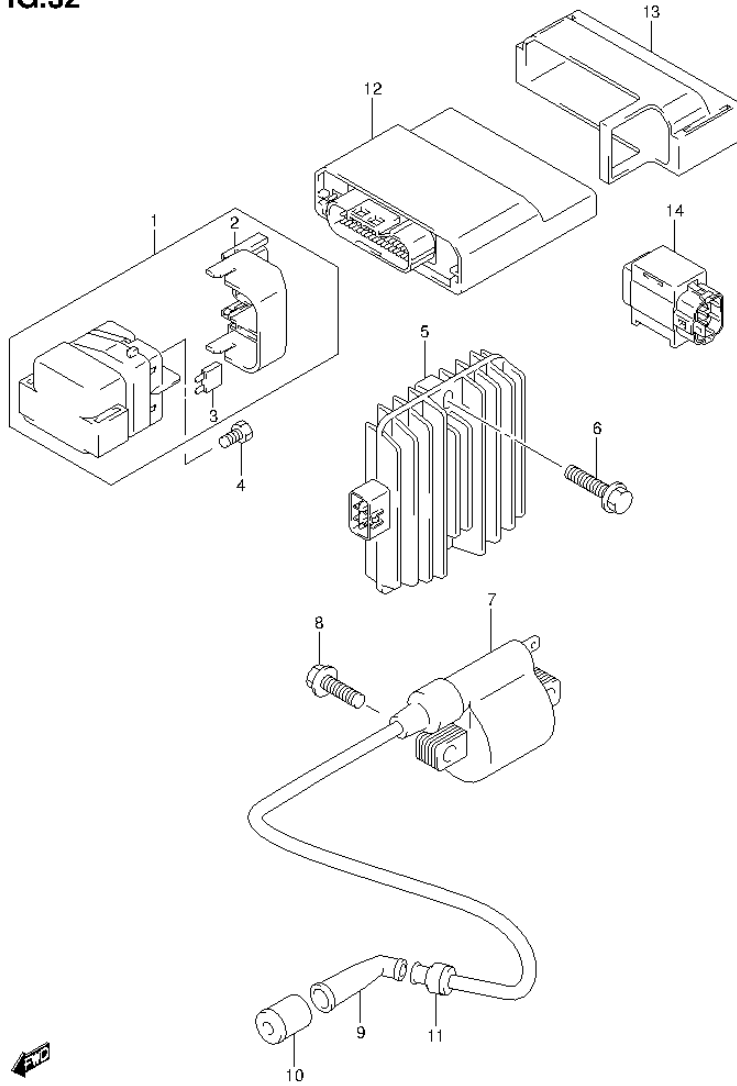


FIG.32 (1-D-11) ELECTRICAL

REF NO.	PART NO.	DESCRIPTION	Q'TY	REMARKS
1	31800-41G00	RELAY ASSY, STARTING MOTOR	1	
2	31861-38G00	.COVER, STARTER RELAY	1	
3	09481-30501	.FUSE (30A)	2	
4	09128-06013	SCREW (6X8)	2	
5	32800-42F00	RECTIFIER ASSY	1	
6	02162-0625B	BOLT	2	
7	33410-19B10	COIL ASSY, IGNITION	1	
8	01550-0620B	BOLT	2	
9	33510-43010	CAP ASSY, SPARK PLUG	1	
10	33541-44D00	SEAL, SPARK PLUG CAP	1	
11	33542-38B00	SEAL, HIGH TENSION CORD	1	
12	32920-31H60	CONTROL UNIT, FI	1	
13	32980-31G00	HOLDER, FI CONTROL UNIT	1	
14	33960-06G10	SENSOR ASSY, FUEL CUT	1	



FIG.33

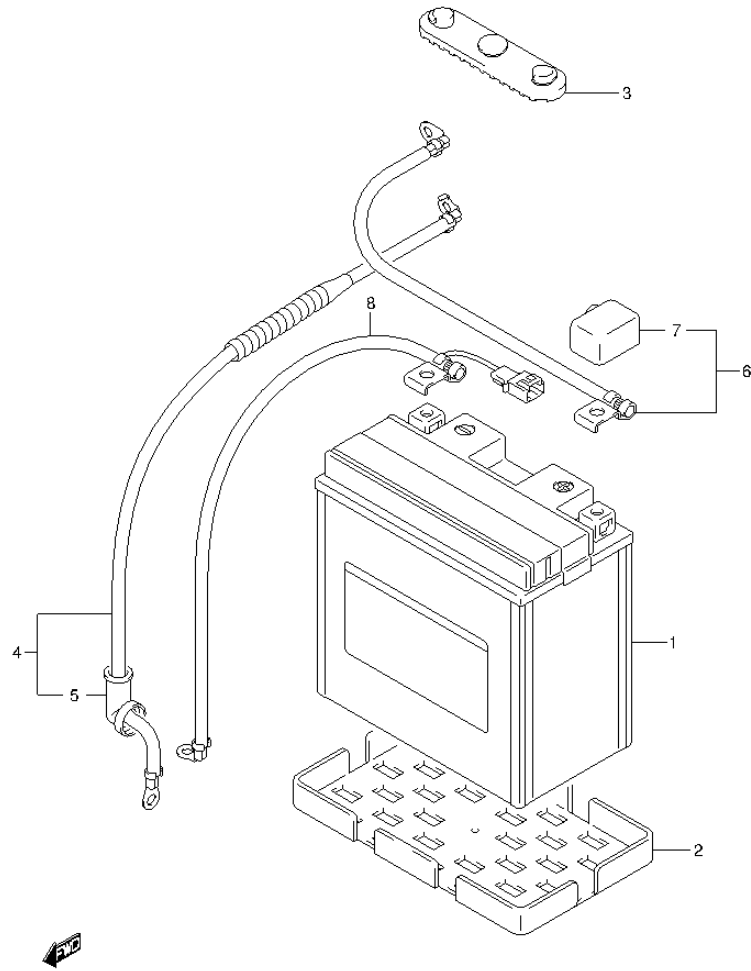


FIG.33 (1-D-12) BATTERY

REF NO.	PART NO.	DESCRIPTION	Q'TY	REMARKS
1	33610-03G10	BATTERY ASSY (YTX20CH-BS,12V/18AH)	1	
2	33652-16G00	PROTECTOR, BATTERY	1	
3	33652-07G00	PROTECTOR, BATTERY	1	
4	33810-11H00	WIRE, STARTER MOTOR	1	
5	31861-48B10	.CAP, STARTER MOTOR LEAD	1	
6	33820-31G00	WIRE, BATTERY PLUS	1	
7	33624-10D00	.CAP, BATTERY PLUS TERM	1	
8	33860-31G10	WIRE, BATTERY MINUS	1	

FIG.34

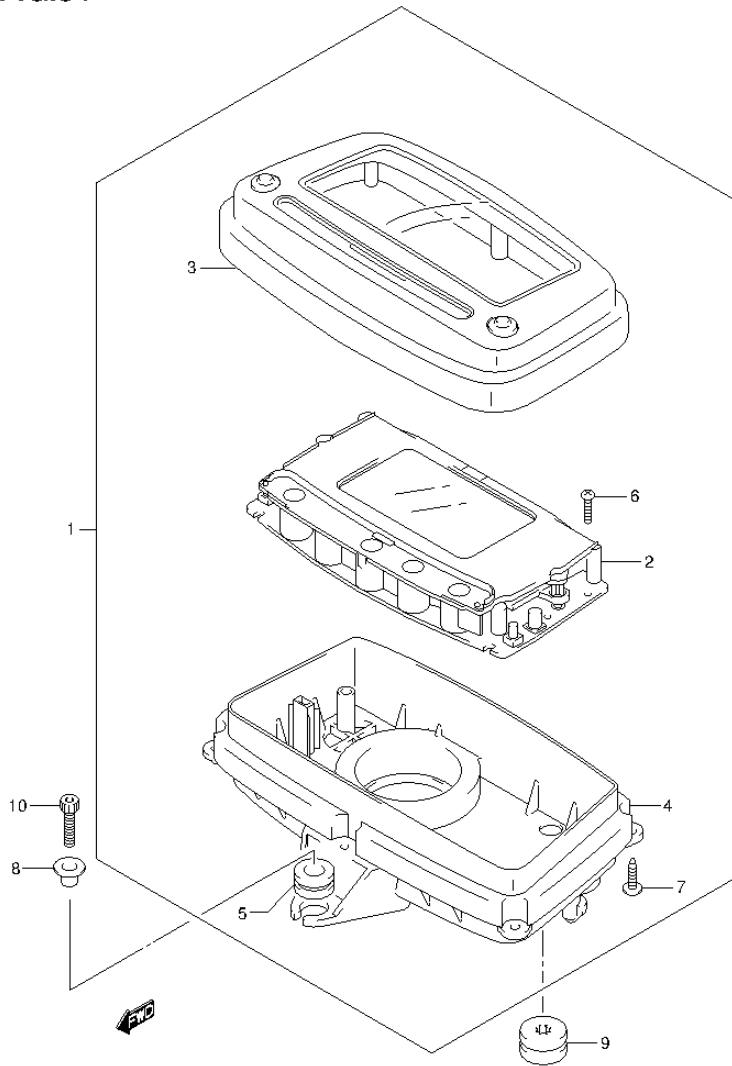


FIG.34 (1-D-13) SPEEDOMETER (LT-A500XL3 P28)

REF NO.	PART NO.	DESCRIPTION	Q'TY	REMARKS
1	34100-11HA0	SPEEDOMETER ASSY	1	
2	34120-11HA0	.SPEEDOMETER	1	
3	34150-31G30	.CASE, UPPER	1	
4	34111-31G30	.CASE, LOWER	1	
5	34995-31G30	.CUSHION, METER	1	
6	34147-31G30	.SCREW (3X10)	9	
7	34149-31G30	.SCREW (3X12)	6	
8	34187-47F00	SPACER, SPEEDOMETER	1	
9	34955-13E00	CUSHION, METER NO.1	2	
10	07130-0520B	BOLT	1	

FIG.35

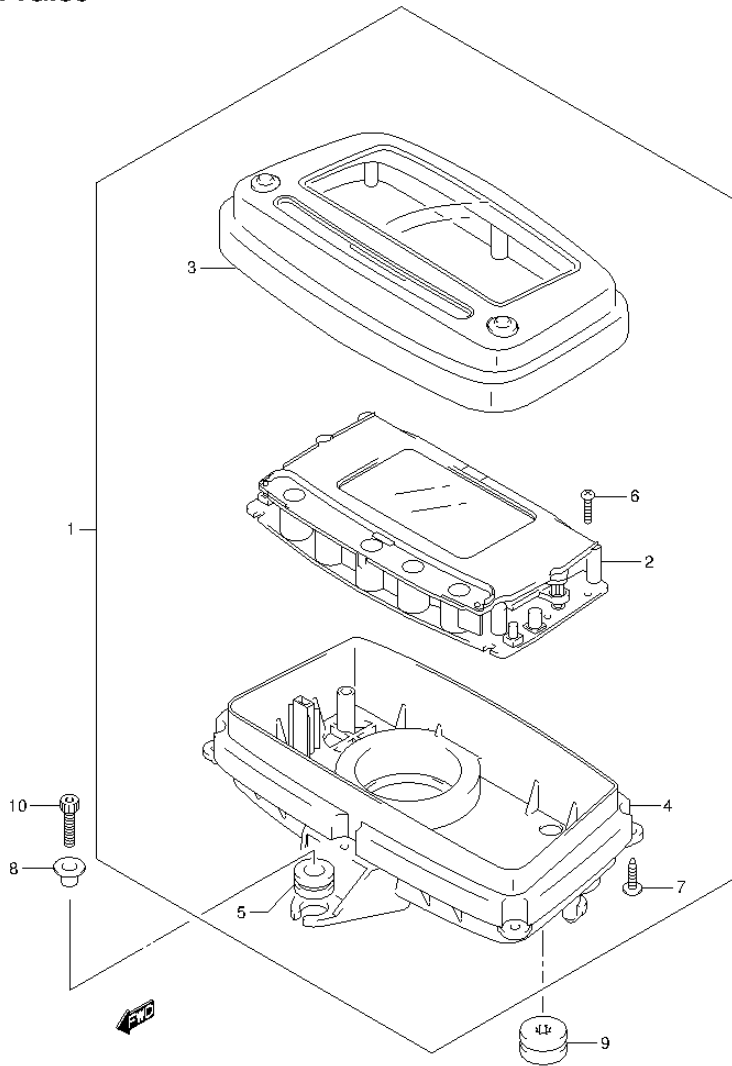


FIG.35 (1-D-14) SPEEDOMETER (LT-A500XL3 P33)

REF NO.	PART NO.	DESCRIPTION	Q'TY	REMARKS
1	34100-11HB0	SPEEDOMETER ASSY	1	
2	34120-11HA0	.SPEEDOMETER	1	
3	34150-31G30	.CASE, UPPER	1	
4	34111-31G30	.CASE, LOWER	1	
5	34995-31G30	.CUSHION, METER	1	
6	34147-31G30	.SCREW (3X10)	9	
7	34149-31G30	.SCREW (3X12)	6	
8	34187-47F00	SPACER, SPEEDOMETER	1	
9	34955-13E00	CUSHION, METER NO.1	2	
10	07130-0520B	BOLT	1	

FIG.36

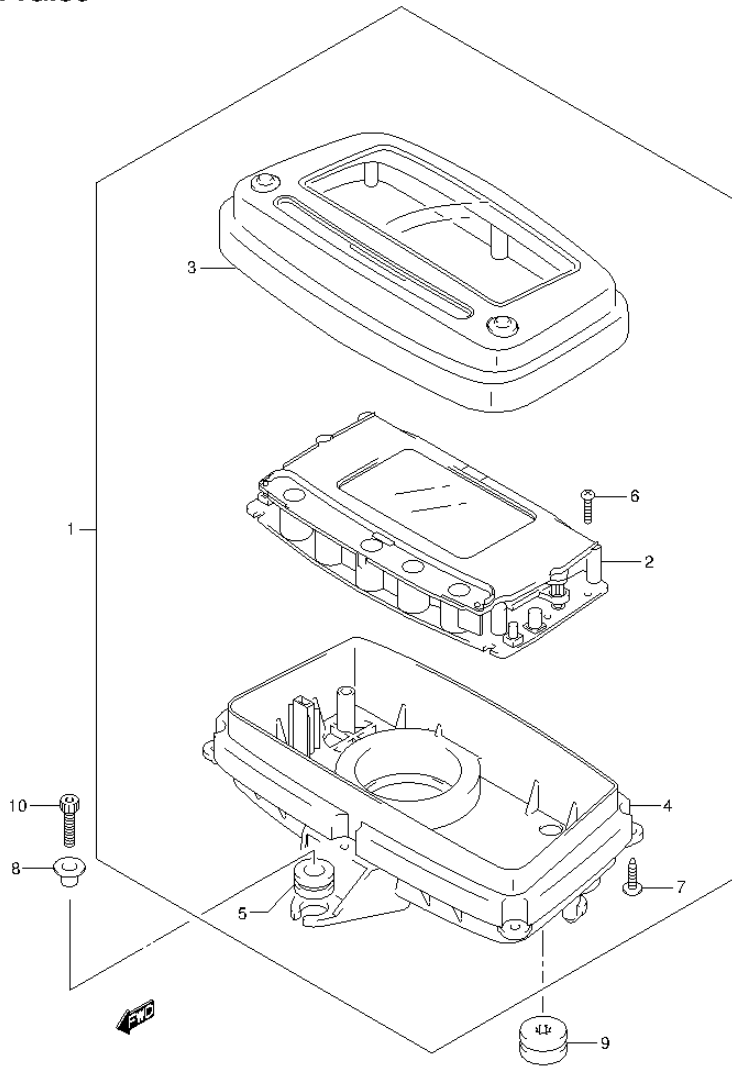


FIG.36 (1-D-15) SPEEDOMETER (LT-A500XL3 P28)

REF NO.	PART NO.	DESCRIPTION	Q'TY	REMARKS
1	34100-11HA0	SPEEDOMETER ASSY	1	
2	34120-11HA0	.SPEEDOMETER	1	
3	34150-31G30	.CASE, UPPER	1	
4	34111-31G30	.CASE, LOWER	1	
5	34995-31G30	.CUSHION, METER	1	
6	34147-31G30	.SCREW (3X10)	9	
7	34149-31G30	.SCREW (3X12)	6	
8	34187-47F00	SPACER, SPEEDOMETER	1	
9	34955-13E00	CUSHION, METER NO.1	2	
10	07130-0520B	BOLT	1	

FIG.37

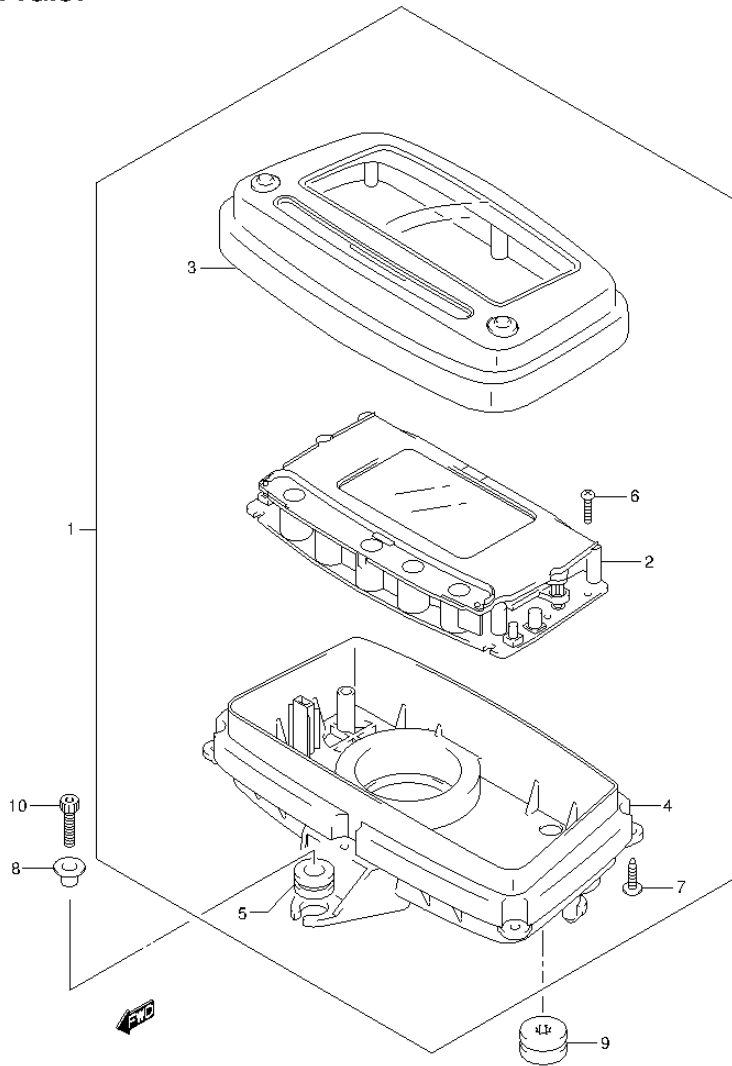


FIG.37 (1-E-2) SPEEDOMETER (LT-A500XL3 P33)

REF NO.	PART NO.	DESCRIPTION	Q'TY	REMARKS
1	34100-11HB0	SPEEDOMETER ASSY	1	
2	34120-11HA0	.SPEEDOMETER	1	
3	34150-31G30	.CASE, UPPER	1	
4	34111-31G30	.CASE, LOWER	1	
5	34995-31G30	.CUSHION, METER	1	
6	34147-31G30	.SCREW (3X10)	9	
7	34149-31G30	.SCREW (3X12)	6	
8	34187-47F00	SPACER, SPEEDOMETER	1	
9	34955-13E00	CUSHION, METER NO.1	2	
10	07130-0520B	BOLT	1	

FIG.38

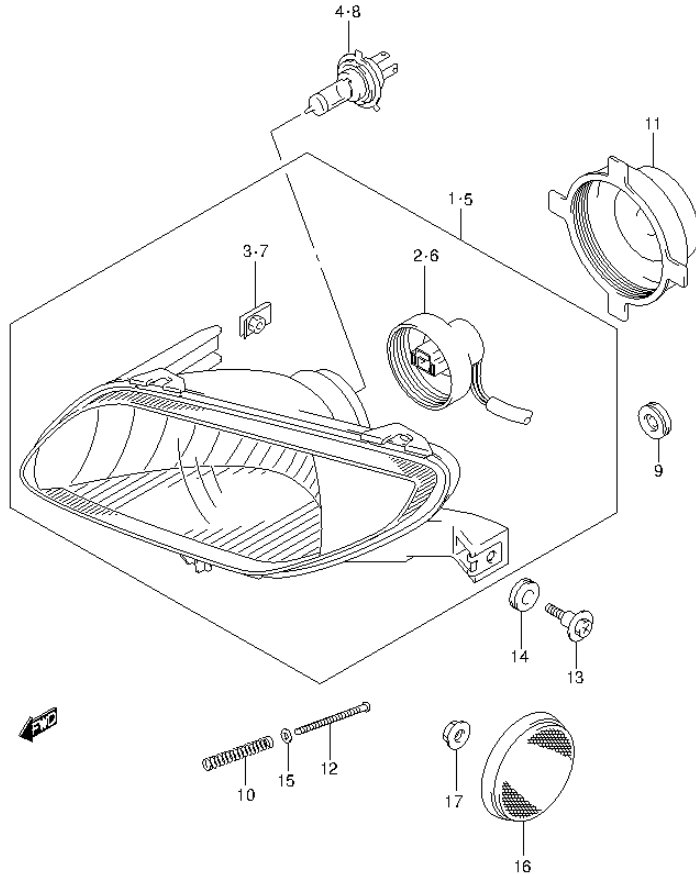


FIG.38 (1-E-3) HEADLAMP (LT-A500XL3 P28)

REF NO.	PART NO.	DESCRIPTION	Q'TY	REMARKS
1	35100-31G92-999	HEADLAMP ASSY, RH	1	
2	35171-31GM1	.CORD ASSY, RH	1	
3	35157-31G90	.NUT	2	
4	09471-12101	BULB (12V, 35/35W)	1	
5	35300-31G92-999	HEADLAMP ASSY, LH	1	
6	35171-31GH1	.CORD ASSY, LH	1	
7	35157-31G90	.NUT	2	
8	09471-12101	BULB (12V, 35/35W)	1	
9	09308-07011	GROMMET	2	
10	35154-31300	SPRING, HEADLAMP ADJUST	2	
11	35174-31G00	COVER, HEADLAMP HOUSING	2	
12	09125-04031	SCREW (4X50)	2	
13	09139-06118	SCREW (6X22.5)	4	
14	09320-10501	CUSHION	4	
15	08322-0104A	WASHER	2	
16	35950-14A11	REFLEX REFLECTOR ASSY, SIDE	2	
17	08316-1005B	NUT	2	

FIG.39

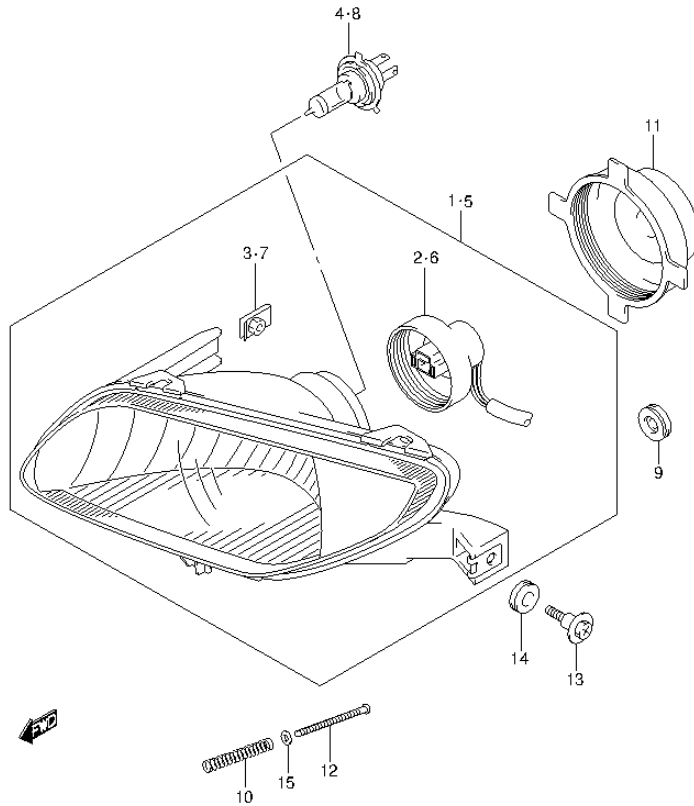


FIG.39 (1-E-4) HEADLAMP (LT-A500XL3 P33)

REF NO.	PART NO.	DESCRIPTION	Q'TY	REMARKS
1	35100-31G92-999	HEADLAMP ASSY, RH	1	
2	35171-31GM1	.CORD ASSY, RH	1	
3	35157-31G90	.NUT	2	
4	09471-12101	BULB (12V, 35/35W)	1	
5	35300-31G92-999	HEADLAMP ASSY, LH	1	
6	35171-31GH1	.CORD ASSY, LH	1	
7	35157-31G90	.NUT	2	
8	09471-12101	BULB (12V, 35/35W)	1	
9	09308-07011	GROMMET	2	
10	35154-31300	SPRING, HEADLAMP ADJUST	2	
11	35174-31G00	COVER, HEADLAMP HOUSING	2	
12	09125-04031	SCREW (4X50)	2	
13	09139-06118	SCREW (6X22.5)	4	
14	09320-10501	CUSHION	4	
15	08322-0104A	WASHER	2	

FIG.40

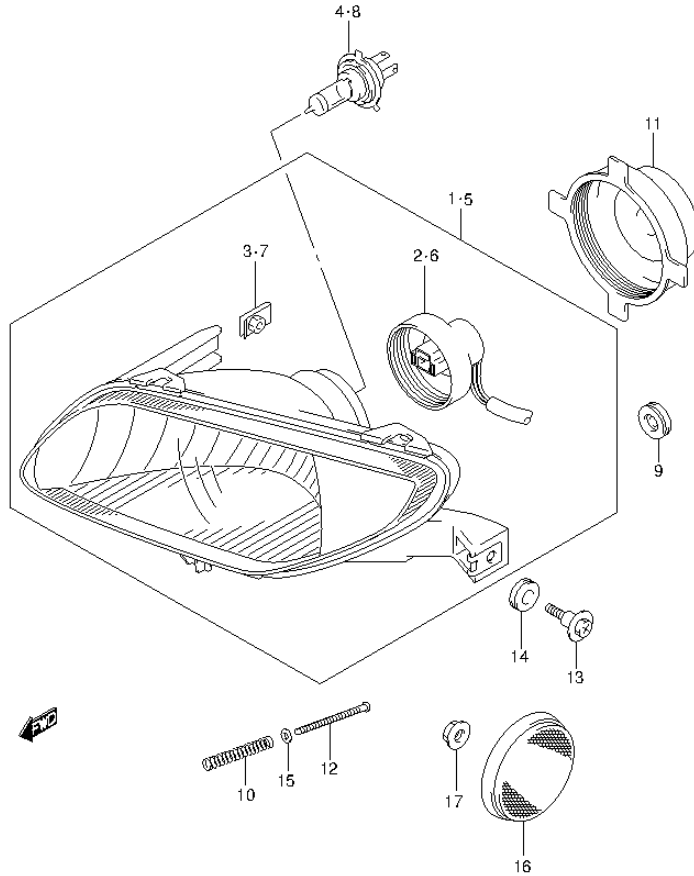


FIG.40 (1-E-5) HEADLAMP (LT-A500XZL3 P28)

REF NO.	PART NO.	DESCRIPTION	Q'TY	REMARKS
1	35100-31G92-999	HEADLAMP ASSY, RH	1	
2	35171-31GM1	.CORD ASSY, RH	1	
3	35157-31G90	.NUT	2	
4	09471-12101	BULB (12V, 35/35W)	1	
5	35300-31G92-999	HEADLAMP ASSY, LH	1	
6	35171-31GH1	.CORD ASSY, LH	1	
7	35157-31G90	.NUT	2	
8	09471-12101	BULB (12V, 35/35W)	1	
9	09308-07011	GROMMET	2	
10	35154-31300	SPRING, HEADLAMP ADJUST	2	
11	35174-31G00	COVER, HEADLAMP HOUSING	2	
12	09125-04031	SCREW (4X50)	2	
13	09139-06118	SCREW (6X22.5)	4	
14	09320-10501	CUSHION	4	
15	08322-0104A	WASHER	2	
16	35950-14A11	REFLEX REFLECTOR ASSY, SIDE	2	
17	08316-1005B	NUT	2	

FIG.41

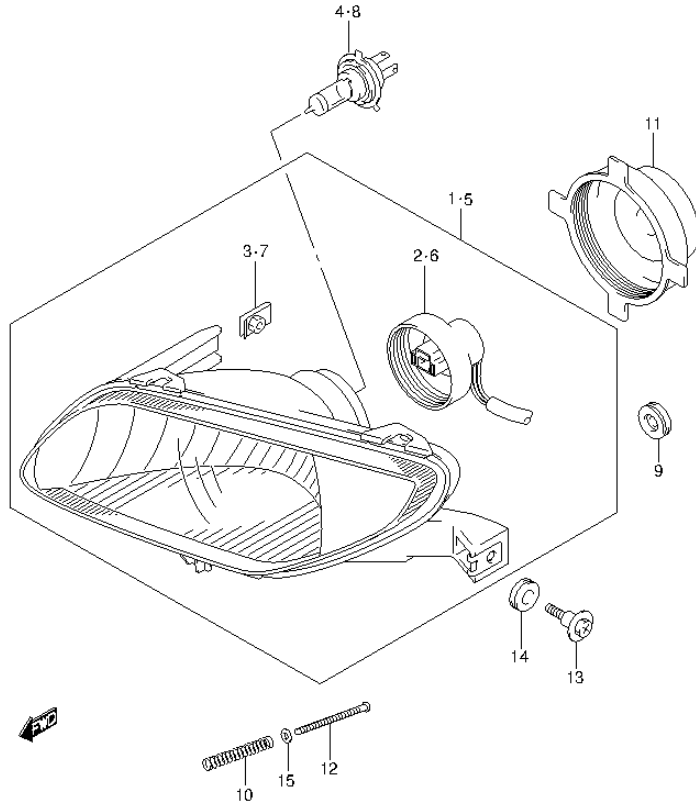


FIG.41 (1-E-6) HEADLAMP (LT-A500XL3 P33)

REF NO.	PART NO.	DESCRIPTION	Q'TY	REMARKS
1	35100-31G92-999	HEADLAMP ASSY, RH	1	
2	35171-31GM1	.CORD ASSY, RH	1	
3	35157-31G90	.NUT	2	
4	09471-12101	BULB (12V, 35/35W)	1	
5	35300-31G92-999	HEADLAMP ASSY, LH	1	
6	35171-31GH1	.CORD ASSY, LH	1	
7	35157-31G90	.NUT	2	
8	09471-12101	BULB (12V, 35/35W)	1	
9	09308-07011	GROMMET	2	
10	35154-31300	SPRING, HEADLAMP ADJUST	2	
11	35174-31G00	COVER, HEADLAMP HOUSING	2	
12	09125-04031	SCREW (4X50)	2	
13	09139-06118	SCREW (6X22.5)	4	
14	09320-10501	CUSHION	4	
15	08322-0104A	WASHER	2	

FIG.42

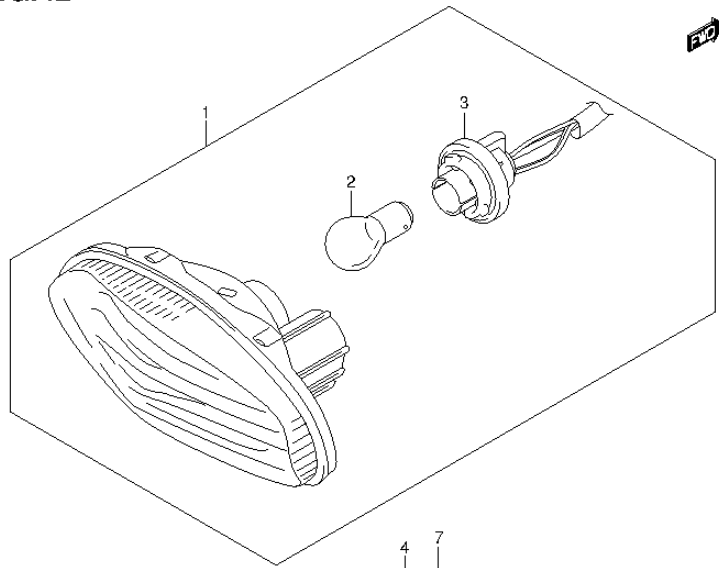


FIG.42 (1-E-7) REAR COMBINATION LAMP (LT-A500XL3 P28)

REF NO.	PART NO.	DESCRIPTION	Q'TY	REMARKS
1	35710-31G00	LAMP ASSY, REAR COMBINATION	1	
2	09471-12128	.BULB (12V, 21/5W)	1	
3	35718-03G30	.SOCKET & CORD	1	
4	09160-06077	WASHER (6.5X20X1.2)	2	
5	09180-06264	SPACER (6.5X9X10.5)	2	
6	09320-09018	CUSHION	2	
7	08316-1006A	NUT	2	
8	35726-31G10	BRACKET, REAR COMBINATION LAMP	1	
9	01550-0612A	BOLT	2	
10	35970-14A20	REFLECTOR ASSY, REAR SIDE	2	
11	35975-31G00	BRACKET, REAR SIDE RR RH	1	
12	35976-31G00	BRACKET, REAR SIDE RR LH	1	
13	08316-1005B	NUT	2	
14	09125-05073	SCREW (5X8)	2	
15	35970-07F01	REFLECTOR ASSY, REAR	1	
16	08316-1005B	NUT	1	

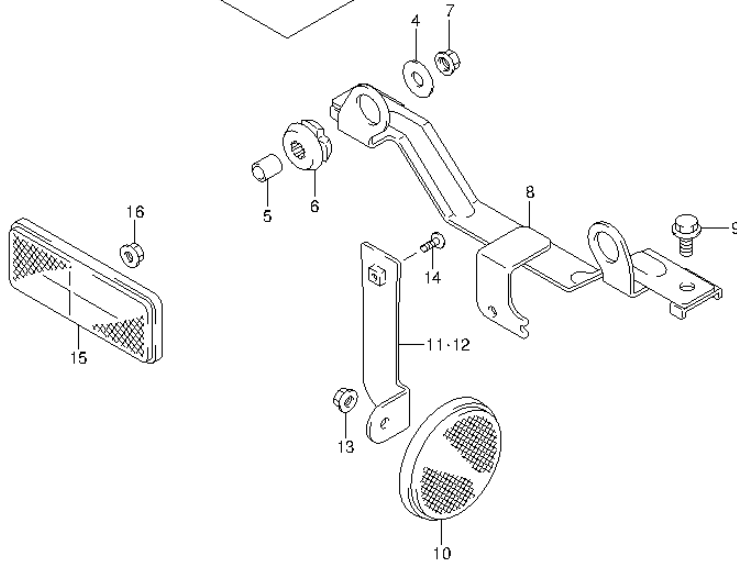


FIG.43

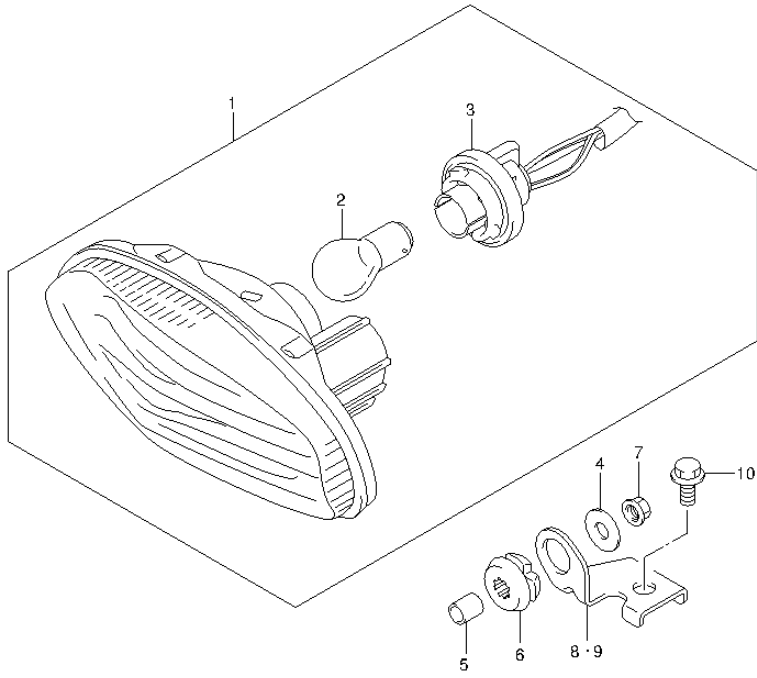


FIG.43 (1-E-8) REAR COMBINATION LAMP (LT-A500XL3 P33)

REF NO.	PART NO.	DESCRIPTION	Q'TY	REMARKS
1	35710-31G00	LAMP ASSY, REAR COMBINATION	1	
2	09471-12128	.BULB (12V, 21/5W)	1	
3	35718-03G30	.SOCKET & CORD	1	
4	09160-06077	WASHER (6.5X20X1.2)	2	
5	09180-06264	SPACER (6.5X9X10.5)	2	
6	09320-09018	CUSHION	2	
7	08316-1006A	NUT	2	
8	35726-31G40	BRACKET, REAR COMBINATION RH	1	
9	35726-31G50	BRACKET, REAR COMBINATION LH	1	
10	01550-0612A	BOLT	2	

FIG.44

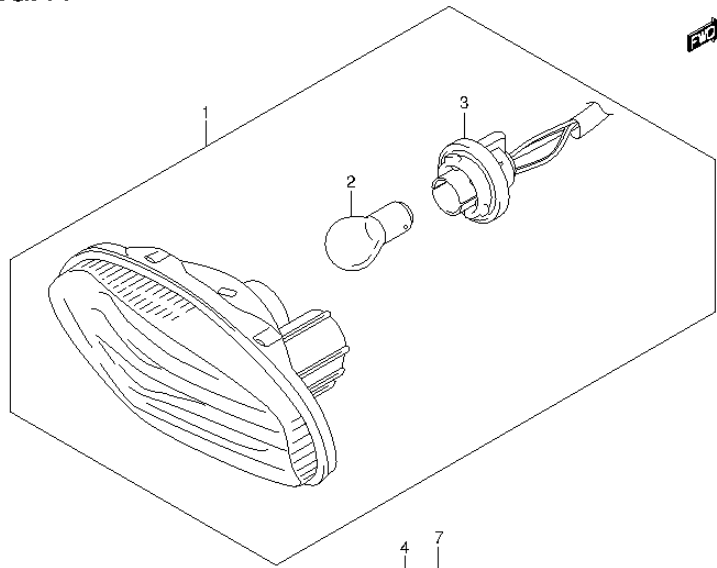


FIG.44 (1-E-9) REAR COMBINATION LAMP (LT-A500XL3 P28)

REF NO.	PART NO.	DESCRIPTION	Q'TY	REMARKS
1	35710-31G00	LAMP ASSY, REAR COMBINATION	1	
2	09471-12128	.BULB (12V, 21/5W)	1	
3	35718-03G30	.SOCKET & CORD	1	
4	09160-06077	WASHER (6.5X20X1.2)	2	
5	09180-06264	SPACER (6.5X9X10.5)	2	
6	09320-09018	CUSHION	2	
7	08316-1006A	NUT	2	
8	35726-31G10	BRACKET, REAR COMBINATION LAMP	1	
9	01550-0612A	BOLT	2	
10	35970-14A20	REFLECTOR ASSY, REAR SIDE	2	
11	35975-31G00	BRACKET, REAR SIDE RR RH	1	
12	35976-31G00	BRACKET, REAR SIDE RR LH	1	
13	08316-1005B	NUT	2	
14	09125-05073	SCREW (5X8)	2	
15	35970-07F01	REFLECTOR ASSY, REAR	1	
16	08316-1005B	NUT	1	

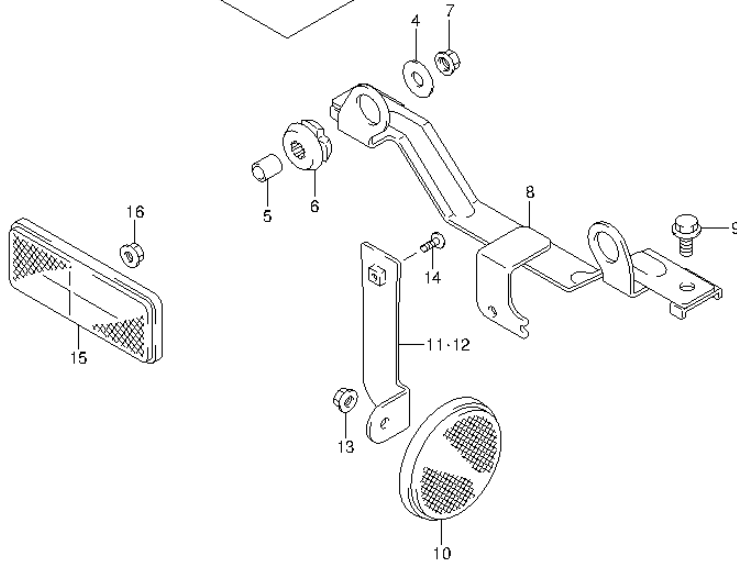


FIG.45

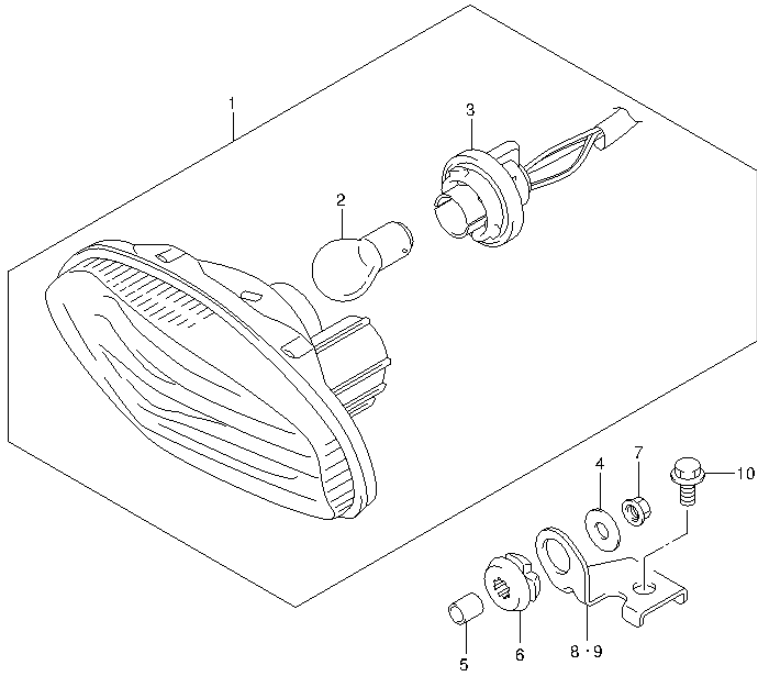


FIG.45 (1-E-10) REAR COMBINATION LAMP (LT-A500XZL3 P33)

REF NO.	PART NO.	DESCRIPTION	Q'TY	REMARKS
1	35710-31G00	LAMP ASSY, REAR COMBINATION	1	
2	09471-12128	.BULB (12V, 21/5W)	1	
3	35718-03G30	.SOCKET & CORD	1	
4	09160-06077	WASHER (6.5X20X1.2)	2	
5	09180-06264	SPACER (6.5X9X10.5)	2	
6	09320-09018	CUSHION	2	
7	08316-1006A	NUT	2	
8	35726-31G40	BRACKET, REAR COMBINATION RH	1	
9	35726-31G50	BRACKET, REAR COMBINATION LH	1	
10	01550-0612A	BOLT	2	

FIG.46

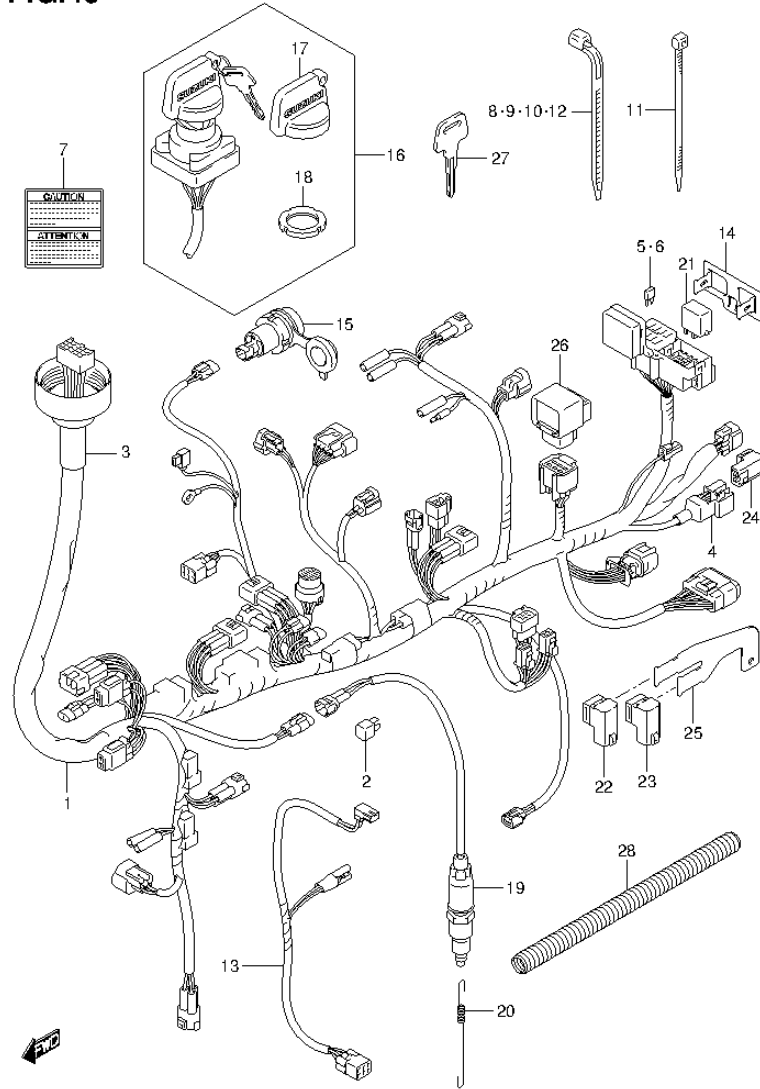


FIG.46 (1-E-11) WIRING HARNESS (LT-A500XL3 P28)

REF NO.	PART NO.	DESCRIPTION	Q'TY	REMARKS
1	36610-11H31	HARNESS, WIRING	1	
2	32800-16A00	.RECTIFIER ASSY	4	
3	36618-31G00	.COVER, SPEED	1	
4	36618-31G10	.COVER, CONNECTOR	1	
5	09481-10501	.FUSE (10A)	4	
6	09481-15501	.FUSE (15A)	2	
7	38852-03G20	LABEL, POWER SOURCE TERMINAL	1	
8	09407-11401	CLAMP (L:95)	2	
9	09407-14403	CLAMP (L:125)	5	
10	09407-25401	CLAMP (L:235)	3	
11	09407-14407	CLAMP (L:145)	3	
12	09407-19401	CLAMP (L:190)	6	
13	36855-38F10	WIRE, FRONT BRAKE SW LEAD	1	
14	36744-31G00	BRACKET, FUSE BOX	1	
15	38850-03G10	TERMINAL, POWER SOURCE	1	
16	37110-38F00	SWITCH ASSY, IGNITION	1	
17	37142-19B00	.MASCOT, KEY	1	
18	37112-24500	.NUT	1	
19	37740-38F01	SWITCH ASSY, STOP LAMP	1	
20	09443-06080	SPRING	1	
21	38730-09F00	RELAY, NEUTRAL START	1	
22	38740-31G01	RELAY ASSY, NEUTRAL START	1	
23	38740-31G01	RELAY ASSY, DEF LOCK	1	
24	38740-31G01	RELAY ASSY, FUEL PUMP	1	
25	38741-31G20	BRACKET, RELAY	1	
26	38750-31G00	RELAY ASSY, DRIVE	1	
27-1	37146-19B00	KEY, BLANK TYPE (C)	1	OPT
27-2	37146-19B10	KEY, BLANK TYPE (D)	1	OPT
28	36619-31G00	GUIDE, WIRING HARNESS	1	

FIG.47

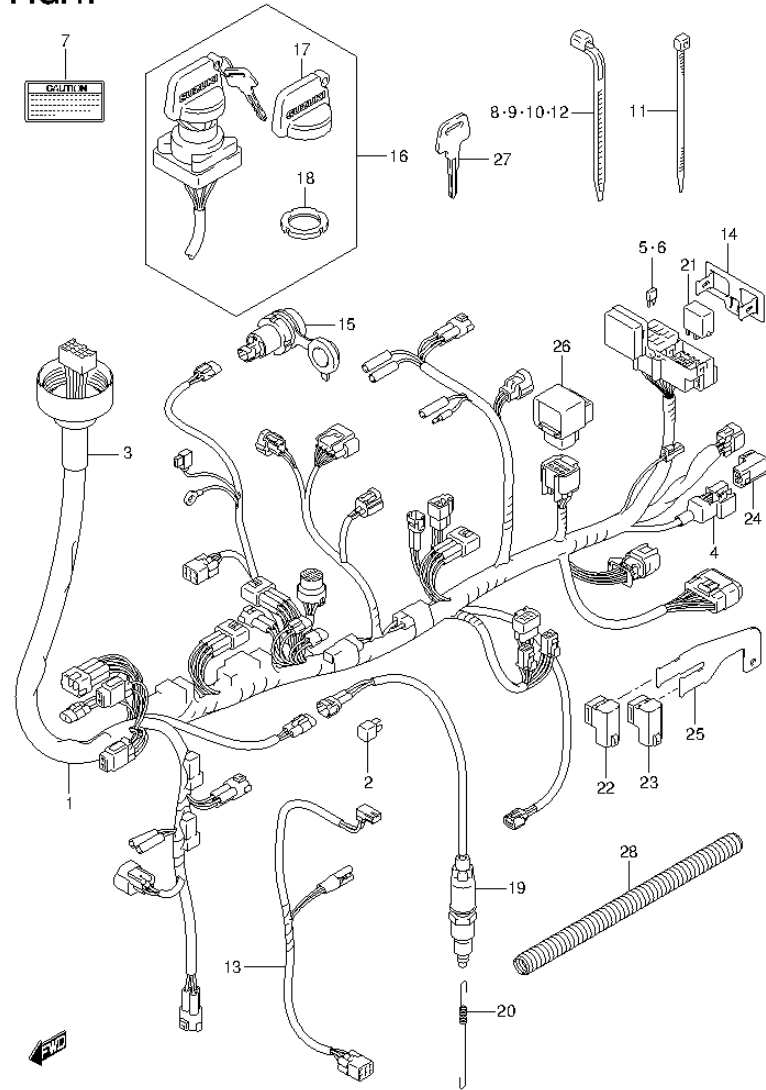


FIG.47 (1-E-12) WIRING HARNESS (LT-A500XL3 P33)

REF NO.	PART NO.	DESCRIPTION	Q'TY	REMARKS
1	36610-11H31	HARNESS, WIRING	1	
2	32800-16A00	.RECTIFIER ASSY	4	
3	36618-31G00	.COVER, SPEED	1	
4	36618-31G10	.COVER, CONNECTOR	1	
5	09481-10501	.FUSE (10A)	4	
6	09481-15501	.FUSE (15A)	2	
7	38852-09F50	LABEL, POWER SOUECE TERMINAL	1	
8	09407-11401	CLAMP (L:95)	2	
9	09407-14403	CLAMP (L:125)	5	
10	09407-25401	CLAMP (L:235)	3	
11	09407-14407	CLAMP (L:145)	3	
12	09407-19401	CLAMP (L:190)	6	
13	36855-38F10	WIRE, FRONT BRAKE SW LEAD	1	
14	36744-31G00	BRACKET, FUSE BOX	1	
15	38850-03G10	TERMINAL, POWER SOURCE	1	
16	37110-38F00	SWITCH ASSY, IGNITION	1	
17	37142-19B00	.MASCOT, KEY	1	
18	37112-24500	.NUT	1	
19	37740-38F01	SWITCH ASSY, STOP LAMP	1	
20	09443-06080	SPRING	1	
21	38730-09F00	RELAY, NEUTRAL START	1	
22	38740-31G01	RELAY ASSY, NEUTRAL START	1	
23	38740-31G01	RELAY ASSY, DEF LOCK	1	
24	38740-31G01	RELAY ASSY, FUEL PUMP	1	
25	38741-31G20	BRACKET, RELAY	1	
26	38750-31G00	RELAY ASSY, DRIVE	1	
27-1	37146-19B00	KEY, BLANK TYPE (C)	1	OPT
27-2	37146-19B10	KEY, BLANK TYPE (D)	1	OPT
28	36619-31G00	GUIDE, WIRING HARNESS	1	

FIG.48

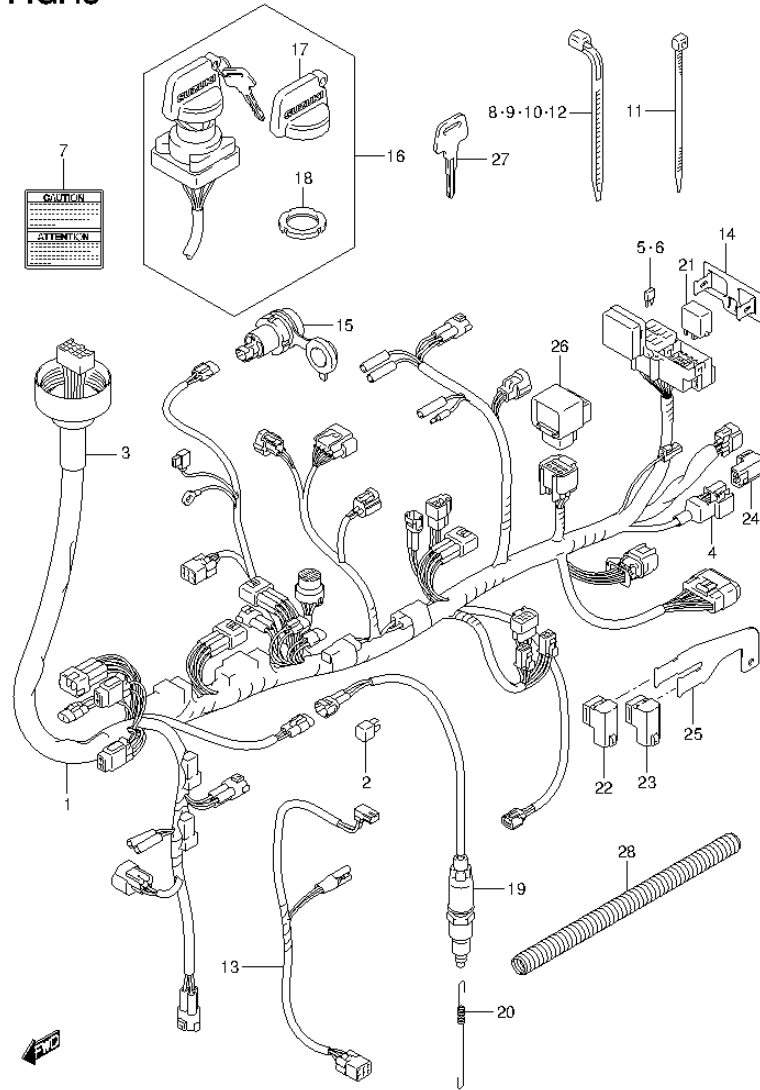


FIG.48 (1-E-13) WIRING HARNESS (LT-A500XZL3 P28)

REF NO.	PART NO.	DESCRIPTION	Q'TY	REMARKS
1	36610-11H31	HARNESS, WIRING	1	
2	32800-16A00	.RECTIFIER ASSY	4	
3	36618-31G00	.COVER, SPEED	1	
4	36618-31G10	.COVER, CONNECTOR	1	
5	09481-10501	.FUSE (10A)	4	
6	09481-15501	.FUSE (15A)	2	
7	38852-03G20	LABEL, POWER SOUECE TERMINAL	1	
8	09407-11401	CLAMP (L:95)	2	
9	09407-14403	CLAMP (L:125)	5	
10	09407-25401	CLAMP (L:235)	3	
11	09407-14407	CLAMP (L:145)	3	
12	09407-19401	CLAMP (L:190)	6	
13	36855-38F10	WIRE, FRONT BRAKE SW LEAD	1	
14	36744-31G00	BRACKET, FUSE BOX	1	
15	38850-03G10	TERMINAL, POWER SOURCE	1	
16	37110-38F00	SWITCH ASSY, IGNITION	1	
17	37142-19B00	.MASCOT, KEY	1	
18	37112-24500	.NUT	1	
19	37740-38F01	SWITCH ASSY, STOP LAMP	1	
20	09443-06080	SPRING	1	
21	38730-09F00	RELAY, NEUTRAL START	1	
22	38740-31G01	RELAY ASSY, NEUTRAL START	1	
23	38740-31G01	RELAY ASSY, DEF LOCK	1	
24	38740-31G01	RELAY ASSY, FUEL PUMP	1	
25	38741-31G20	BRACKET, RELAY	1	
26	38750-31G00	RELAY ASSY, DRIVE	1	
27-1	37146-19B00	KEY, BLANK TYPE (C)	1	OPT
27-2	37146-19B10	KEY, BLANK TYPE (D)	1	OPT
28	36619-31G00	GUIDE, WIRING HARNESS	1	

FIG.49

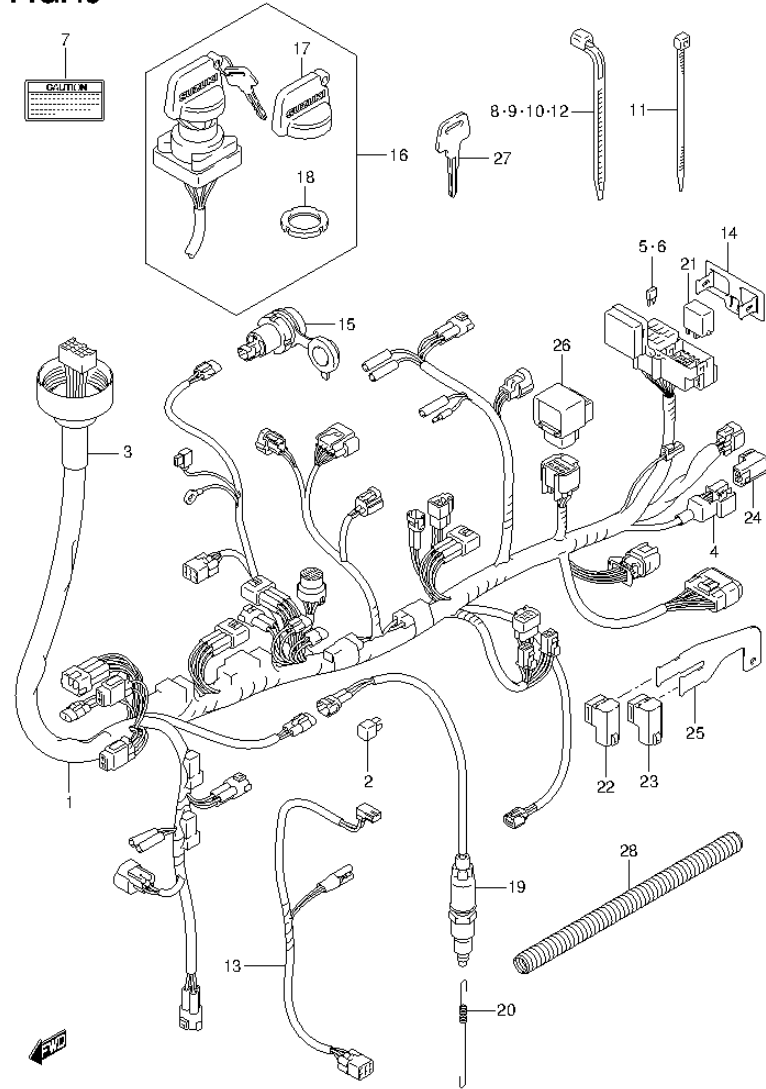


FIG.49 (1-E-14) WIRING HARNESS (LT-A500XZL3 P33)

REF NO.	PART NO.	DESCRIPTION	Q'TY	REMARKS
1	36610-11H31	HARNES, WIRING	1	
2	32800-16A00	.RECTIFIER ASSY	4	
3	36618-31G00	.COVER, SPEED	1	
4	36618-31G10	.COVER, CONNECTOR	1	
5	09481-10501	.FUSE (10A)	4	
6	09481-15501	.FUSE (15A)	2	
7	38852-09F50	LABEL, POWER SOUECE TERMINAL	1	
8	09407-11401	CLAMP (L:95)	2	
9	09407-14403	CLAMP (L:125)	5	
10	09407-25401	CLAMP (L:235)	3	
11	09407-14407	CLAMP (L:145)	3	
12	09407-19401	CLAMP (L:190)	6	
13	36855-38F10	WIRE, FRONT BRAKE SW LEAD	1	
14	36744-31G00	BRACKET, FUSE BOX	1	
15	38850-03G10	TERMINAL, POWER SOURCE	1	
16	37110-38F00	SWITCH ASSY, IGNITION	1	
17	37142-19B00	.MASCOT, KEY	1	
18	37112-24500	.NUT	1	
19	37740-38F01	SWITCH ASSY, STOP LAMP	1	
20	09443-06080	SPRING	1	
21	38730-09F00	RELAY, NEUTRAL START	1	
22	38740-31G01	RELAY ASSY, NEUTRAL START	1	
23	38740-31G01	RELAY ASSY, DEF LOCK	1	
24	38740-31G01	RELAY ASSY, FUEL PUMP	1	
25	38741-31G20	BRACKET, RELAY	1	
26	38750-31G00	RELAY ASSY, DRIVE	1	
27-1	37146-19B00	KEY, BLANK TYPE (C)	1	OPT
27-2	37146-19B10	KEY, BLANK TYPE (D)	1	OPT
28	36619-31G00	GUIDE, WIRING HARNESS	1	

FIG.50

FIG.50 (1-E-15) FRAME

REF NO.	PART NO.	DESCRIPTION	Q'TY	REMARKS
1	41100-31GD0-019	FRAME (BLACK)	1	
2	42521-31G00-291	PROTECTOR, FRONT (BLACK)	1	
3	09409-08335	CLIP	2	
4	42511-31G02	PROTECTOR, ENGINE	1	
5	09111-06085	BOLT (6X12)	12	
6	42531-31G01	PROTECTOR, REAR	1	
7	41561-31G00	PLATE, BATTERY	1	
8	01550-0616A	BOLT	2	

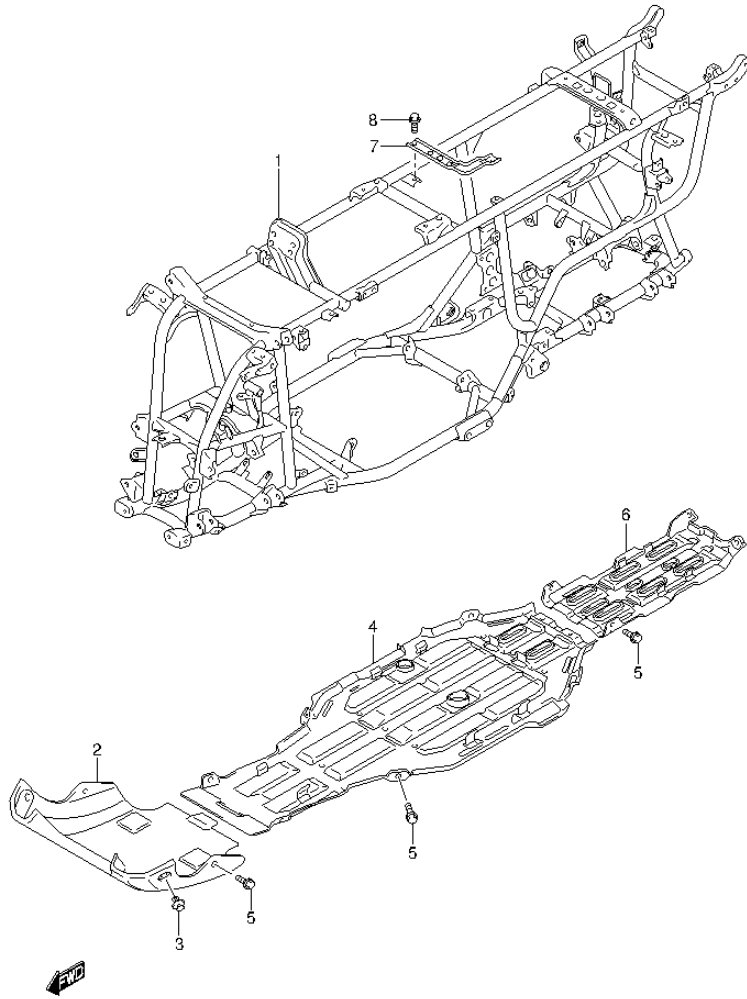


FIG.51

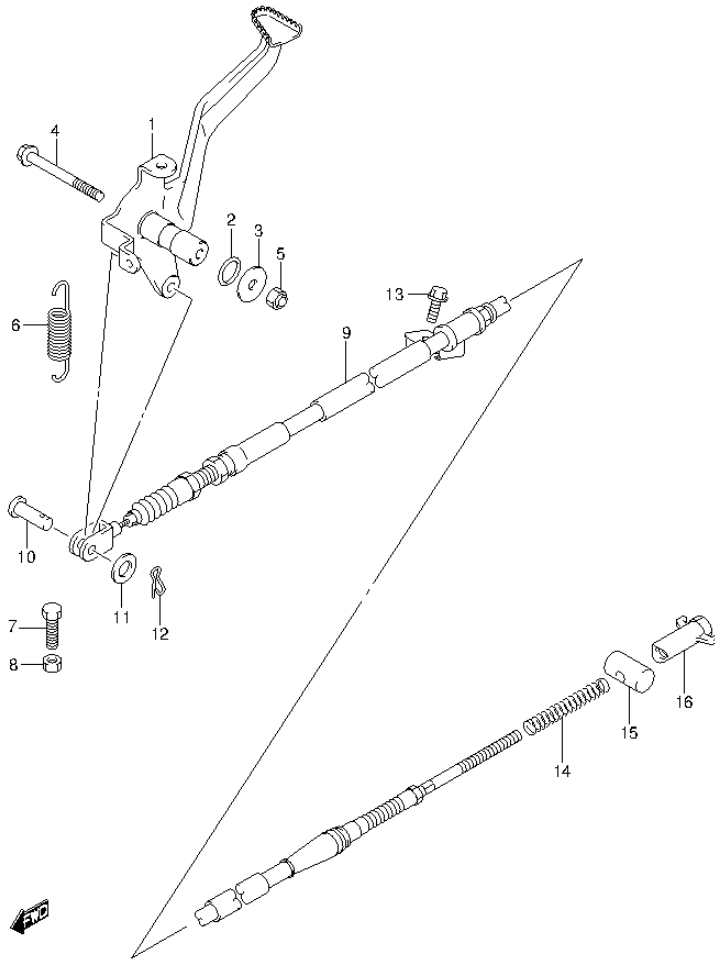


FIG.51 (1-F-2) REAR BRAKE

REF NO.	PART NO.	DESCRIPTION	Q'TY	REMARKS
1	43110-31G00	PEDAL, BRAKE	1	
2	09280-14011	O RING (D:2.5, ID:13.8)	2	
3	09160-06138	WASHER (6.5X22X2.3)	1	
4	09103-06195	BOLT (6X65)	1	
5	08319-2106A	NUT	1	
6	09443-12019	SPRING	1	
7	01500-0620A	BOLT	1	
8	08310-0006A	NUT	1	
9	58510-31G00	CABLE, REAR BRAKE	1	
10	09200-05001	PIN (5.8X17.5)	1	
11	08322-0106B	WASHER	1	
12	09385-06012	CLIP	1	
13	01547-0616A	BOLT	1	
14	09440-08042	SPRING	1	
15	09209-13006	PIN	1	
16	09150-06015	NUT	1	

FIG.52

FIG.52 (1-F-3) FOOTREST

REF NO.	PART NO.	DESCRIPTION	Q'TY	REMARKS
1	43510-11HA0	FOOTREST, FRONT RH	1	
2	43520-11HA0	FOOTREST, FRONT LH	1	
3	09103-10378	BOLT (10X25)	4	
4	09103-08286	BOLT (8X20)	2	
5	43990-31GB0	GRIP, FRONT	1	
6	09103-08283	BOLT (8X16)	4	

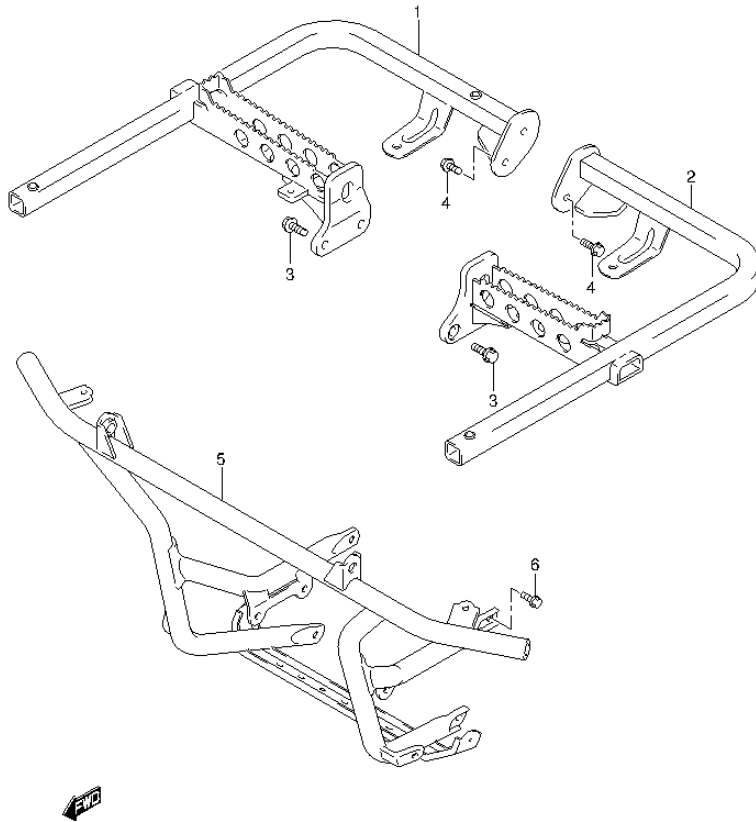


FIG.53

FIG.53 (1-F-4) CARRIER (LT-A500XL3 P28)

REF NO.	PART NO.	DESCRIPTION	Q'TY	REMARKS
1	46410-31G13-YSN	CARRIER, FRONT (BLACK)	1	
2	09103-08283	BOLT (8X16)	4	
3	68385-31G00	LABEL, FRONT CARRIER	1	
4	46310-31GB2-YSN	CARRIER, REAR (BLACK)	1	
5	09103-08283	BOLT (8X16)	6	
6	68385-31G10	LABEL, REAR CARRIER	1	

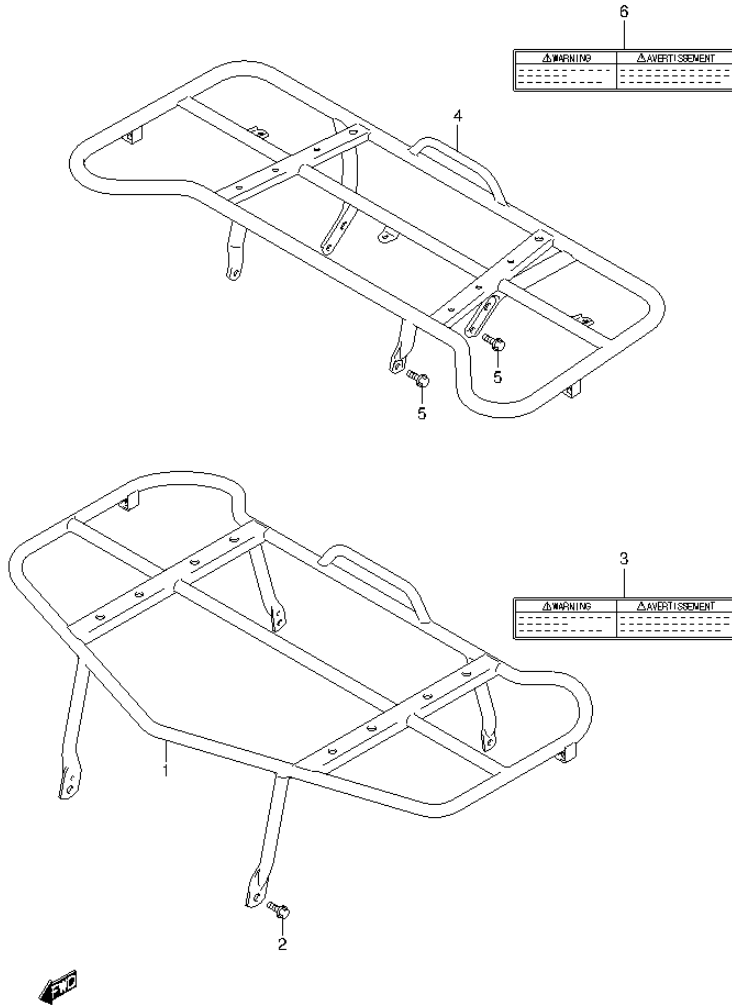


FIG.54

FIG.54 (1-F-5) CARRIER (LT-A500XL3 P33)

REF NO.	PART NO.	DESCRIPTION	Q'TY	REMARKS
1	46410-31G13-YSN	CARRIER, FRONT (BLACK)	1	
2	09103-08283	BOLT (8X16)	4	
3	68381-31G00	LABEL, FRONT CARRIER	1	
4	46310-31GB2-YSN	CARRIER, REAR (BLACK)	1	
5	09103-08283	BOLT (8X16)	6	
6	68381-31G10	LABEL, REAR CARRIER	1	

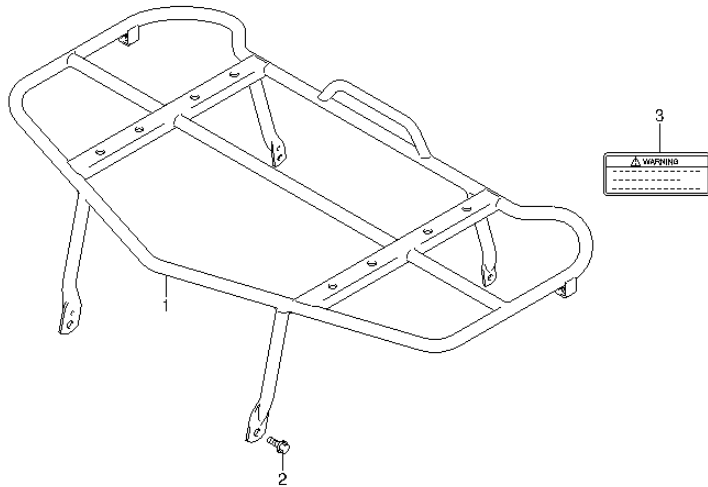
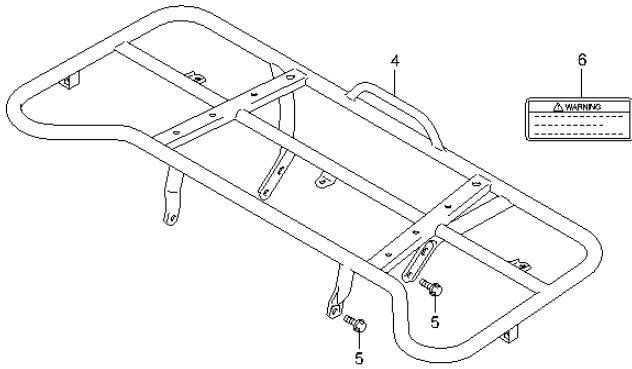


FIG.55

FIG.55 (1-F-6) CARRIER (LT-A500XZL3 P28)

REF NO.	PART NO.	DESCRIPTION	Q'TY	REMARKS
1	46410-31G13-YSN	CARRIER, FRONT (BLACK)	1	
2	09103-08283	BOLT (8X16)	4	
3	68385-31G00	LABEL, FRONT CARRIER	1	
4	46310-31GB2-YSN	CARRIER, REAR (BLACK)	1	
5	09103-08283	BOLT (8X16)	6	
6	68385-31G10	LABEL, REAR CARRIER	1	

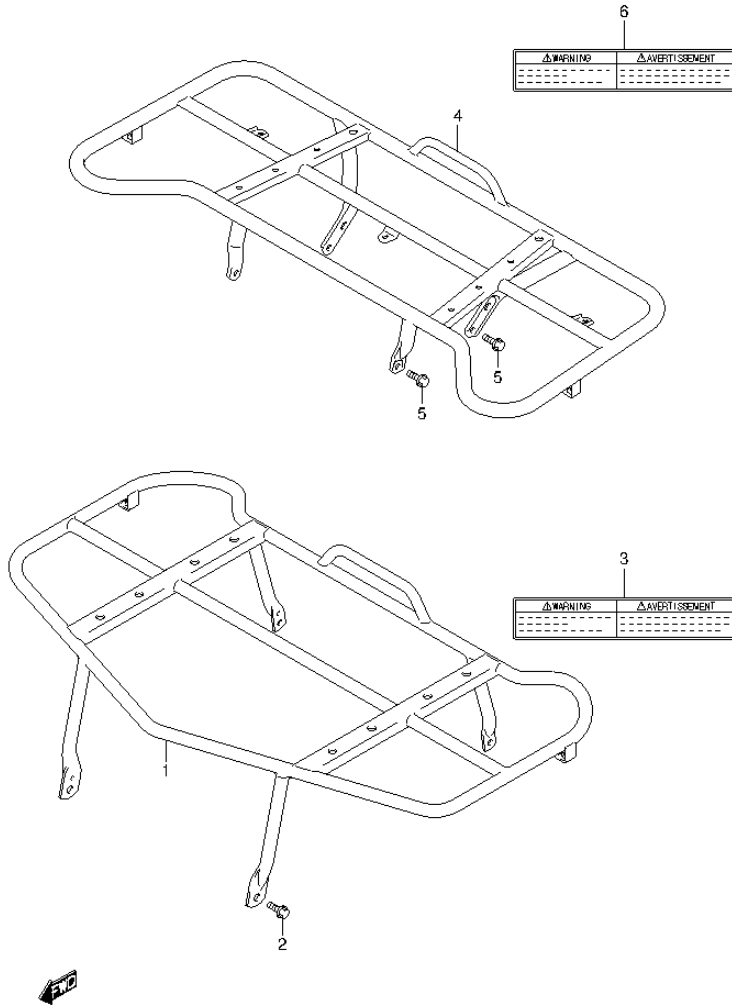


FIG.56

FIG.56 (1-F-7) CARRIER (LT-A500XZL3 P33)

REF NO.	PART NO.	DESCRIPTION	Q'TY	REMARKS
1	46410-31G13-YSN	CARRIER, FRONT (BLACK)	1	
2	09103-08283	BOLT (8X16)	4	
3	68381-31G00	LABEL, FRONT CARRIER	1	
4	46310-31GB2-YSN	CARRIER, REAR (BLACK)	1	
5	09103-08283	BOLT (8X16)	6	
6	68381-31G10	LABEL, REAR CARRIER	1	

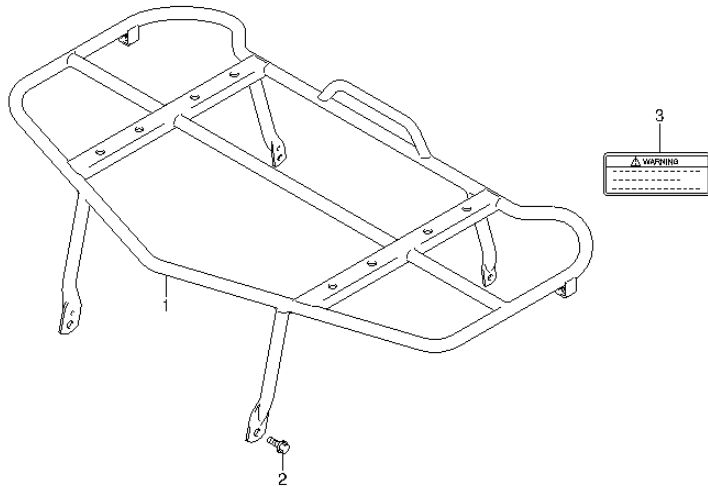
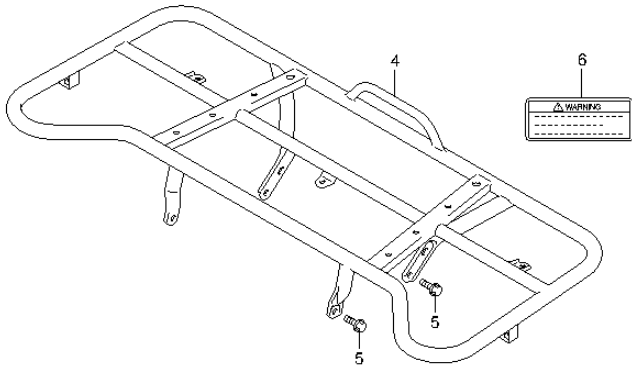


FIG.57

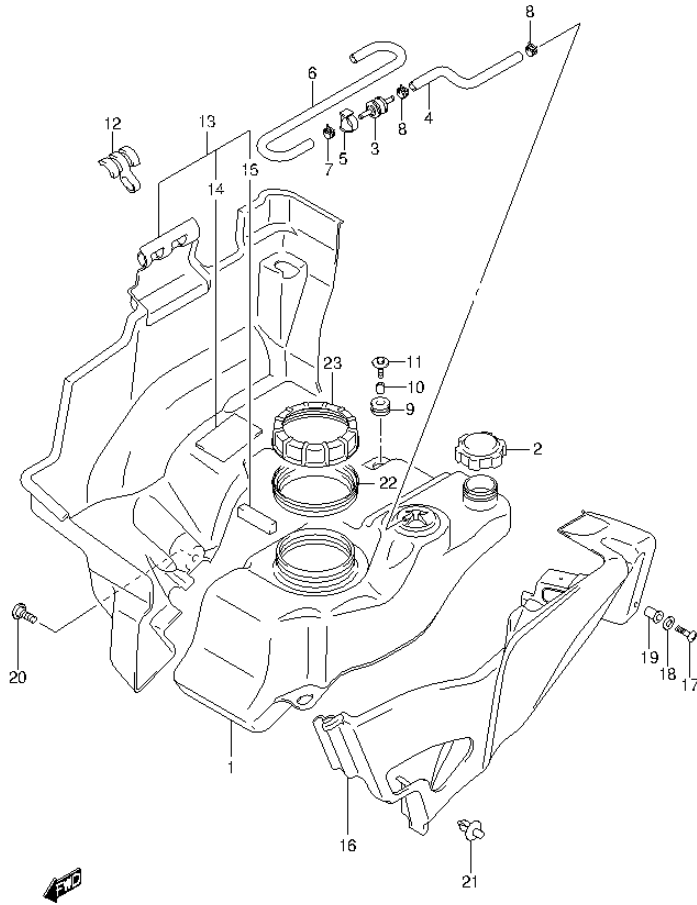


FIG.57 (1-F-8) FUEL TANK

REF NO.	PART NO.	DESCRIPTION	Q'TY	REMARKS
1	44100-31G12	TANK ASSY, FUEL	1	
2	44200-31G00	CAP ASSY, FUEL TANK	1	
3	85451-75100	VALVE, CHECK	1	
4	44425-31G00	HOSE, CHECK VALVE	1	
5	44881-31G00	CUSHION, CHECK VALVE	1	
6	44434-31G10	HOSE, TANK BREATHER	1	
7	09401-08409	CLIP	1	
8	09401-09403	CLIP	2	
9	44281-03G00	CUSHION, REAR	3	
10	09180-06293	SPACER (6.5X10X14)	3	
11	09116-06050	BOLT (6X30)	3	
12	44541-31G00	CUSHION, SIDE	1	
13	44390-31G21	COVER, LOWER	1	
14	44542-10G00	.CUSHION, COVER NO.1	1	
15	53146-05G00	.CUSHION, COVER NO.2	1	
16	44391-31G00	COVER, OUTER	1	
17	02142-0520B	SCREW	1	
18	09160-05046	WASHER (5.5X20X1.4)	1	
19	09159-05019	NUT	1	
20	09139-06137	SCREW (6X16)	1	
21	09409-07333	CLIP	2	
22	44596-10G00	GASKET, FUEL PUMP	1	
23	44597-10G00	RETAINER, FUEL PUMP	1	

FIG.58

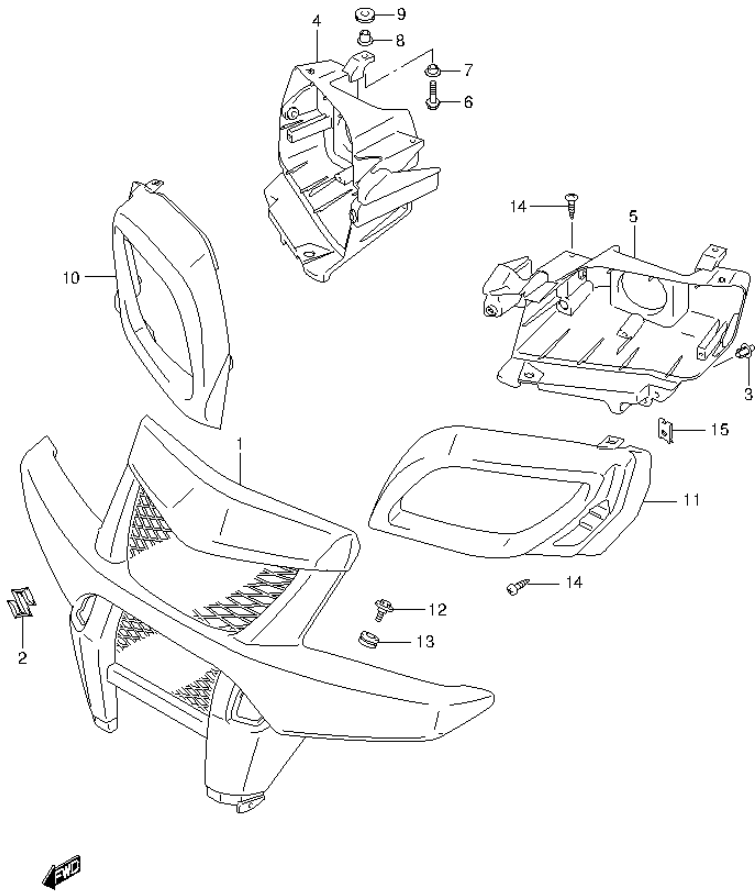


FIG.58 (1-F-9) FRONT GRILLE (LT-A500XL3 P28)

REF NO.	PART NO.	DESCRIPTION	Q'TY	REMARKS
1	53118-31G01-291	GRILLE, FRONT (BLACK)	1	
2	68151-03G40	EMBLEM, S	1	
3	09409-08335	CLIP	2	
4	53281-31G11-291	HOUSING, FRONT RH (BLACK)	1	
5	53284-31G11-291	HOUSING, FRONT LH (BLACK)	1	
6	01547-0630B	BOLT	2	
7	09169-06073	WASHER	2	
8	09169-06074	WASHER	2	
9	09320-11021	CUSHION	2	
10	53282-31G01-291	COVER, RH (BLACK)	1	
11	53283-31G01-291	COVER, LH (BLACK)	1	
12	09139-06118	SCREW (6X2.5)	2	
13	09320-10501	CUSHION	2	
14	03541-0516A	SCREW	4	
15	09148-05038	NUT	2	

FIG.59

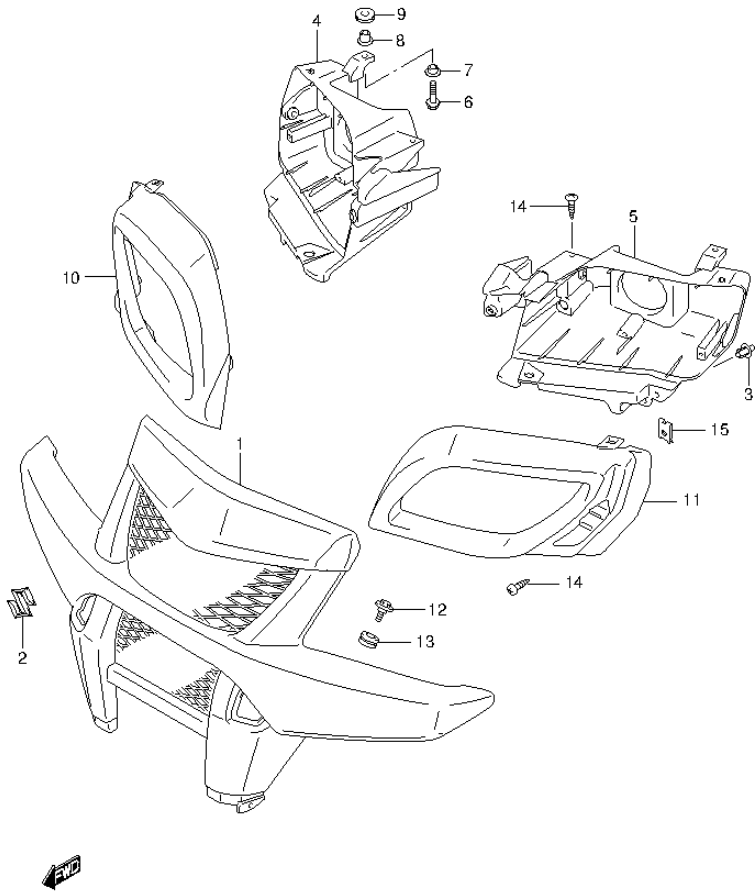
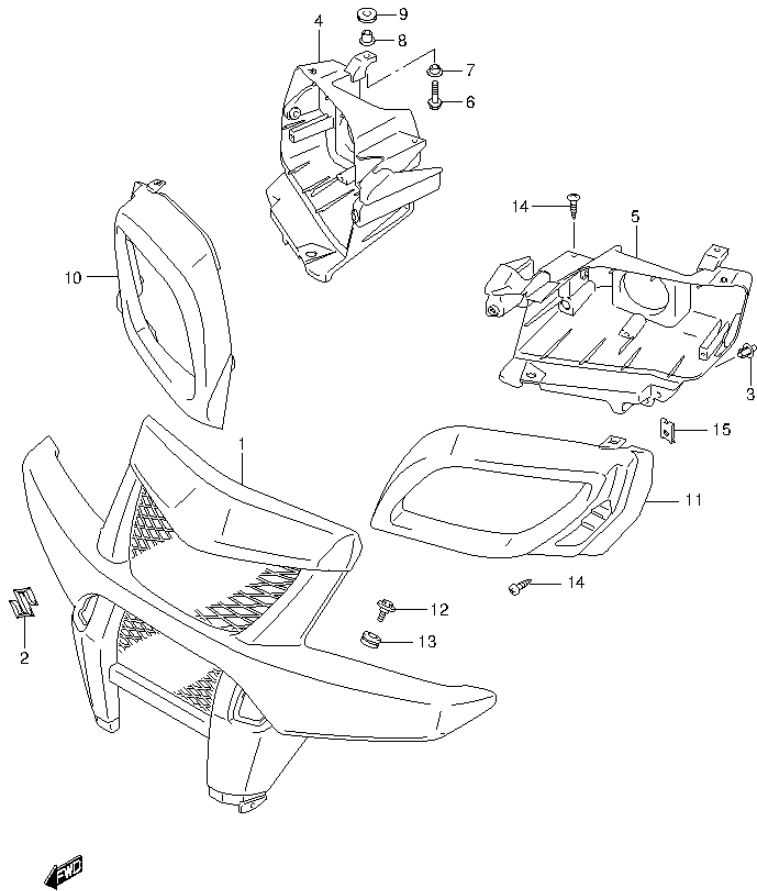


FIG.59 (1-F-10) FRONT GRILLE (LT-A500XL3 P33)

REF NO.	PART NO.	DESCRIPTION	Q'TY	REMARKS
1	53118-31G01-291	GRILLE, FRONT (BLACK)	1	
2	68151-03G40	EMBLEM, S	1	
3	09409-08335	CLIP	2	
4	53281-31G01-291	HOUSING, FRONT RH (BLACK)	1	
5	53284-31G01-291	HOUSING, FRONT LH (BLACK)	1	
6	01547-0630B	BOLT	2	
7	09169-06073	WASHER	2	
8	09169-06074	WASHER	2	
9	09320-11021	CUSHION	2	
10	53282-31G01-291	COVER, RH (BLACK)	1	
11	53283-31G01-291	COVER, LH (BLACK)	1	
12	09139-06118	SCREW (6X2.5)	2	
13	09320-10501	CUSHION	2	
14	03541-0516A	SCREW	4	
15	09148-05038	NUT	2	

FIG.60

FIG.60 (1-F-11) FRONT GRILLE (LT-A500XL3 P28)



REF NO.	PART NO.	DESCRIPTION	Q'TY	REMARKS
1	53118-31G01-291	GRILLE, FRONT (BLACK)	1	
2	68151-03G40	EMBLEM, S	1	
3	09409-08335	CLIP	2	
4	53281-31G11-291	HOUSING, FRONT RH (BLACK)	1	
5	53284-31G11-291	HOUSING, FRONT LH (BLACK)	1	
6	01547-0630B	BOLT	2	
7	09169-06073	WASHER	2	
8	09169-06074	WASHER	2	
9	09320-11021	CUSHION	2	
10	53282-31G01-291	COVER, RH (BLACK)	1	
11	53283-31G01-291	COVER, LH (BLACK)	1	
12	09139-06118	SCREW (6X2.5)	2	
13	09320-10501	CUSHION	2	
14	03541-0516A	SCREW	4	
15	09148-05038	NUT	2	

FIG.61

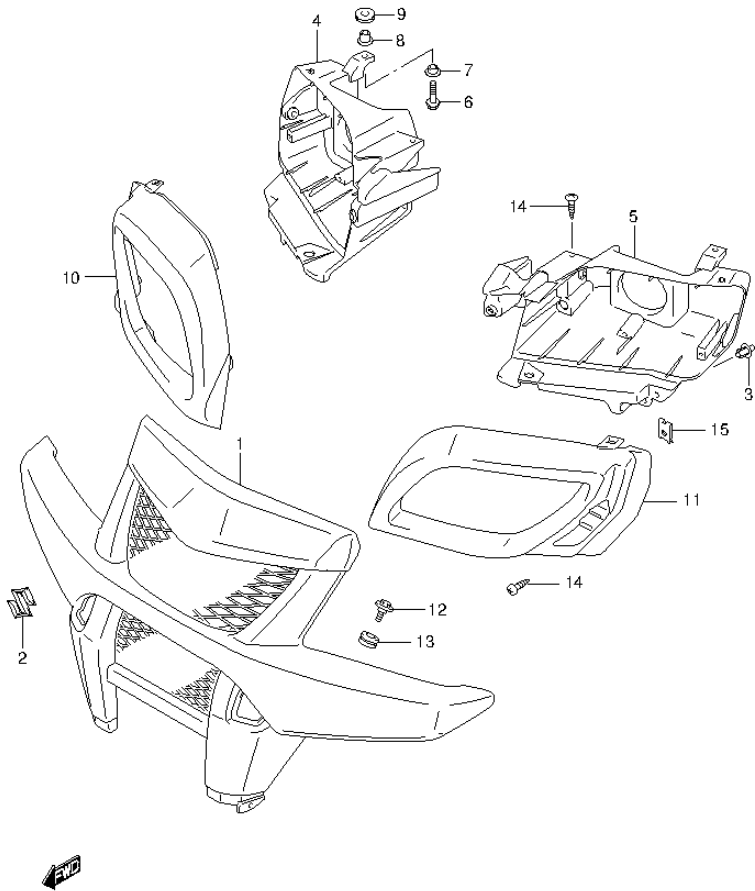


FIG.61 (1-F-12) FRONT GRILLE (LT-A500XL3 P33)

REF NO.	PART NO.	DESCRIPTION	Q'TY	REMARKS
1	53118-31G01-291	GRILLE, FRONT (BLACK)	1	
2	68151-03G40	EMBLEM, S	1	
3	09409-08335	CLIP	2	
4	53281-31G01-291	HOUSING, FRONT RH (BLACK)	1	
5	53284-31G01-291	HOUSING, FRONT LH (BLACK)	1	
6	01547-0630B	BOLT	2	
7	09169-06073	WASHER	2	
8	09169-06074	WASHER	2	
9	09320-11021	CUSHION	2	
10	53282-31G01-291	COVER, RH (BLACK)	1	
11	53283-31G01-291	COVER, LH (BLACK)	1	
12	09139-06118	SCREW (6X2.5)	2	
13	09320-10501	CUSHION	2	
14	03541-0516A	SCREW	4	
15	09148-05038	NUT	2	

FIG.62

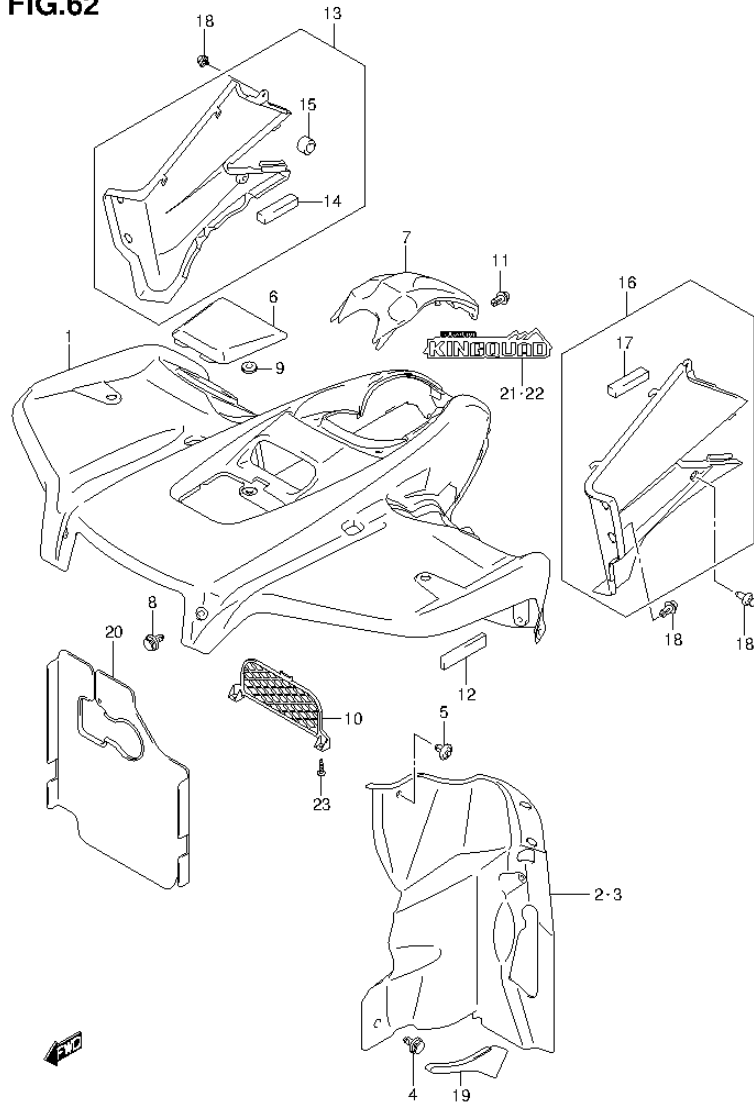


FIG.62 (1-F-13) FRONT FENDER (LT-A500XL3 P28)

REF NO.	PART NO.	DESCRIPTION	Q'TY	REMARKS
1-1	53111-31G03-YLG	FENDER, FRONT (GREEN)	1	
1-2	53111-31G03-YLZ	FENDER, FRONT (BLACK)	1	
1-3	53111-31G03-YPW	FENDER, FRONT (BLUE)	1	
1-4	53111-31G03-YT9	FENDER, FRONT (RED)	1	
1-5	53111-31G03-YU1	FENDER, FRONT (YELLOW)	1	
2	53411-31G02	MUDFLAP, INNER RH	1	
3	53421-31G01	MUDFLAP, INNER LH	1	
4	09409-08335	CLIP	2	
5	09409-07333	CLIP	2	
6-1	53341-31G01-YLG	LID (GREEN)	1	
6-2	53341-31G01-YLZ	LID (BLACK)	1	
6-3	53341-31G01-YPW	LID (BLUE)	1	
6-4	53341-31G01-YT9	LID (RED)	1	
6-5	53341-31G01-YU1	LID (YELLOW)	1	
7-1	53119-31G02-YLG	FENDER, CENTER (GREEN)	1	
7-2	53119-31G02-YLZ	FENDER, CENTER (BLACK)	1	
7-3	53119-31G02-YPW	FENDER, CENTER (BLUE)	1	
7-4	53119-31G02-YT9	FENDER, CENTER (RED)	1	
7-5	53119-31G02-YU1	FENDER, CENTER (YELLOW)	1	
8	09409-08335	CLIP	2	
9	09320-08018	CUSHION	1	
10	53212-31G01	COVER, INNER	1	
11	09409-08335	CLIP	2	
12	53145-07G01	CUSHION, FENDER SIDE	2	
13	53110-31G10-291	COVER, SIDE RH (BLACK)	1	
14	53146-05G00	.CUSHION, COVER SIDE	1	
15	09321-10019	.CUSHION	1	
16	53110-31G20-291	COVER, SIDE LH (BLACK)	1	
17	53146-05G00	.CUSHION, COVER SIDE	1	
18	09409-08335	CLIP	8	
19	53116-31G00	MUDGUARD, SIDE RH	1	
20	53117-31G00	COVER, CENTER	1	
21	68151-31GC0-EFG	EMBLEM, RH	1	
22	68152-31GC0-EFG	EMBLEM, LH	1	
23	03541-0516A	SCREW	2	

FIG.63

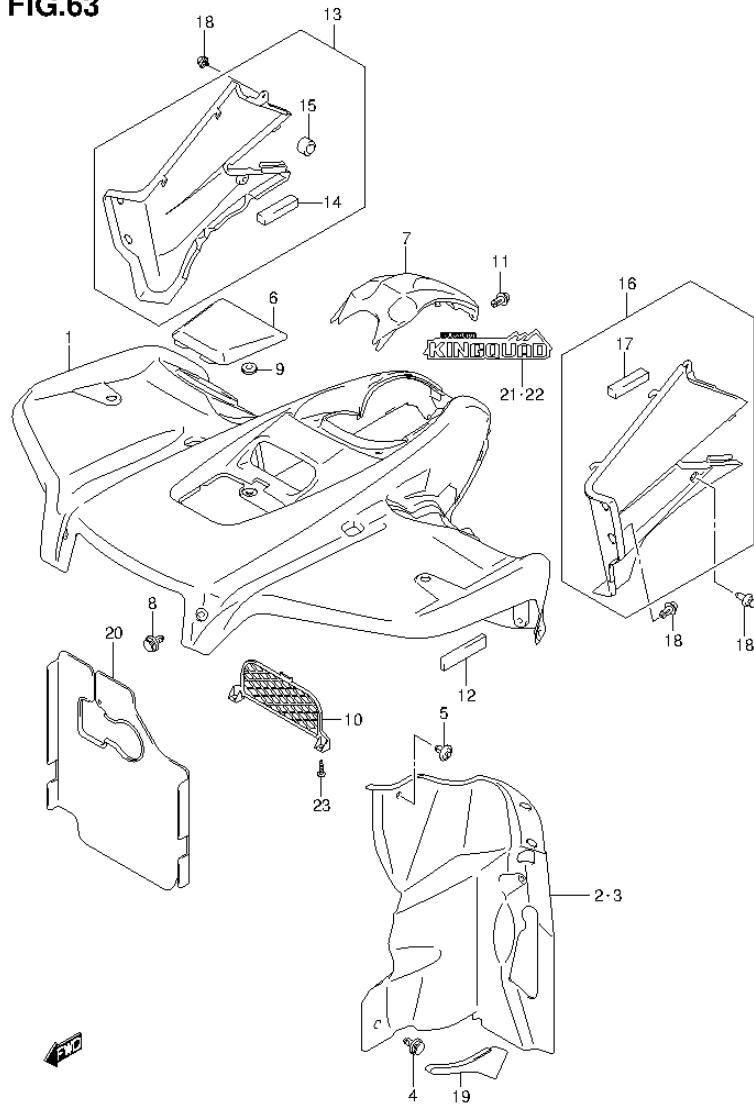


FIG.63 (1-F-14) FRONT FENDER (LT-A500XL3 P33)

REF NO.	PART NO.	DESCRIPTION	Q'TY	REMARKS
1-1	53111-31G03-YLG	FENDER, FRONT (GREEN)	1	
1-2	53111-31G03-YLZ	FENDER, FRONT (BLACK)	1	
1-3	53111-31G03-YPW	FENDER, FRONT (BLUE)	1	
1-4	53111-31G03-YT9	FENDER, FRONT (RED)	1	
1-5	53111-31G03-YU1	FENDER, FRONT (YELLOW)	1	
2	53411-31G02	MUDFLAP, INNER RH	1	
3	53421-31G01	MUDFLAP, INNER LH	1	
4	09409-08335	CLIP	2	
5	09409-07333	CLIP	2	
6-1	53341-31G01-YLG	LID (GREEN)	1	
6-2	53341-31G01-YLZ	LID (BLACK)	1	
6-3	53341-31G01-YPW	LID (BLUE)	1	
6-4	53341-31G01-YT9	LID (RED)	1	
6-5	53341-31G01-YU1	LID (YELLOW)	1	
7-1	53119-31G02-YLG	FENDER, CENTER (GREEN)	1	
7-2	53119-31G02-YLZ	FENDER, CENTER (BLACK)	1	
7-3	53119-31G02-YPW	FENDER, CENTER (BLUE)	1	
7-4	53119-31G02-YT9	FENDER, CENTER (RED)	1	
7-5	53119-31G02-YU1	FENDER, CENTER (YELLOW)	1	
8	09409-08335	CLIP	2	
9	09320-08018	CUSHION	1	
10	53212-31G01	COVER, INNER	1	
11	09409-08335	CLIP	2	
12	53145-07G01	CUSHION, FENDER SIDE	2	
13	53110-31G10-291	COVER, SIDE RH (BLACK)	1	
14	53146-05G00	.CUSHION, COVER SIDE	1	
15	09321-10019	.CUSHION	1	
16	53110-31G20-291	COVER, SIDE LH (BLACK)	1	
17	53146-05G00	.CUSHION, COVER SIDE	1	
18	09409-08335	CLIP	8	
19	53116-31G00	MUDGUARD, SIDE RH	1	
20	53117-31G00	COVER, CENTER	1	
21	68151-31GC0-EFG	EMBLEM, RH	1	
22	68152-31GC0-EFG	EMBLEM, LH	1	
23	03541-0516A	SCREW	2	

FIG.64

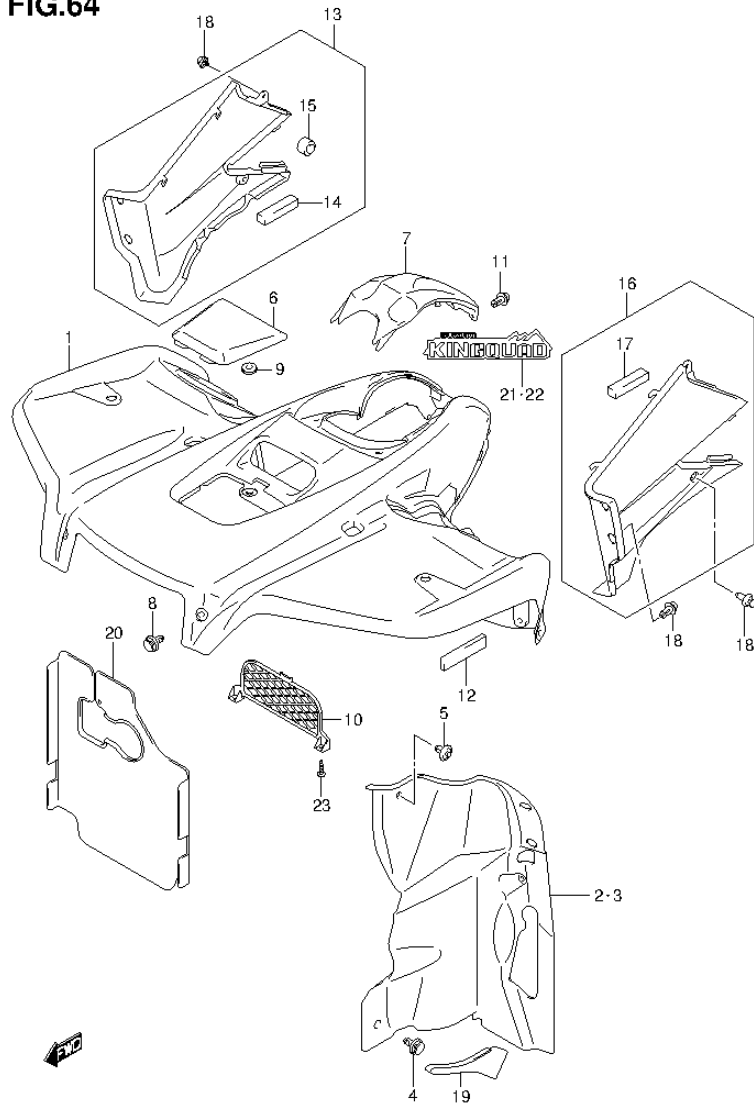


FIG.64 (1-F-15) FRONT FENDER (LT-A500XZL3 P28)

REF NO.	PART NO.	DESCRIPTION	Q'TY	REMARKS
1-1	53111-31GC3-PHW	FENDER, FRONT (CAMOUFLAGE)	1	
1-2	53111-31G50-PGR	FENDER, FRONT (RED)	1	
2	53411-31G02	MUDFLAP, INNER RH	1	
3	53421-31G01	MUDFLAP, INNER LH	1	
4	09409-08335	CLIP	2	
5	09409-07333	CLIP	2	
6-1	53341-31GC1-PHW	LID (CAMOUFLAGE)	1	
6-2	53341-31G50-PGR	LID (RED)	1	
7-1	53119-31GC2-PHW	FENDER, CENTER (CAMOUFLAGE)	1	
7-2	53119-31G50-PGR	FENDER, CENTER (RED)	1	
8	09409-08335	CLIP	2	
9	09320-08018	CUSHION	1	
10	53212-31G01	COVER, INNER	1	
11	09409-08335	CLIP	2	
12	53145-07G01	CUSHION, FENDER SIDE	2	
13	53110-31G10-291	COVER, SIDE RH (BLACK)	1	
14	53146-05G00	.CUSHION, COVER SIDE	1	
15	09321-10019	.CUSHION	1	
16	53110-31G20-291	COVER, SIDE LH (BLACK)	1	
17	53146-05G00	.CUSHION, COVER SIDE	1	
18	09409-08335	CLIP	8	
19	53116-31G00	MUDGUARD, SIDE RH	1	
20	53117-31G00	COVER, CENTER	1	
21	68151-31GC0-EFG	EMBLEM, RH	1	
22	68152-31GC0-EFG	EMBLEM, LH	1	
23	03541-0516A	SCREW	2	

FIG.65

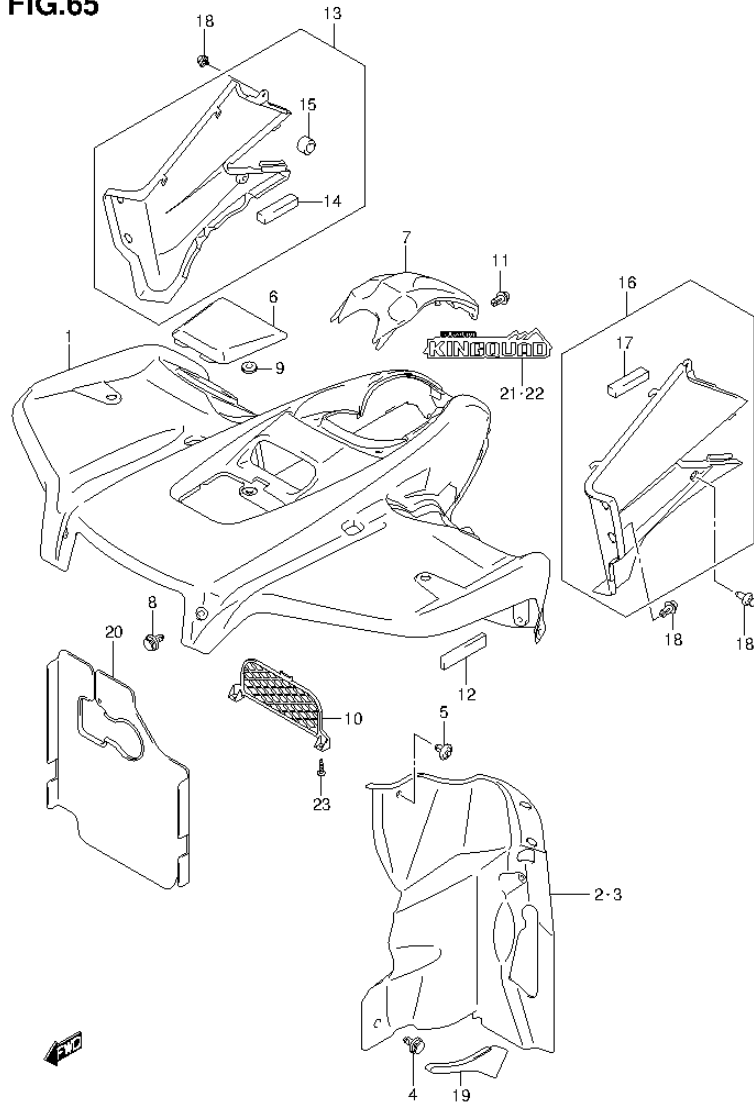


FIG.65 (1-G-2) FRONT FENDER (LT-A500XL3 P33)

REF NO.	PART NO.	DESCRIPTION	Q'TY	REMARKS
1-1	53111-31GC3-PHW	FENDER, FRONT (CAMOUFLAGE)	1	
1-2	53111-31G50-PGR	FENDER, FRONT (RED)	1	
2	53411-31G02	MUDFLAP, INNER RH	1	
3	53421-31G01	MUDFLAP, INNER LH	1	
4	09409-08335	CLIP	2	
5	09409-07333	CLIP	2	
6-1	53341-31GC1-PHW	LID (CAMOUFLAGE)	1	
6-2	53341-31G50-PGR	LID (RED)	1	
7-1	53119-31GC2-PHW	FENDER, CENTER (CAMOUFLAGE)	1	
7-2	53119-31G50-PGR	FENDER, CENTER (RED)	1	
8	09409-08335	CLIP	2	
9	09320-08018	CUSHION	1	
10	53212-31G01	COVER, INNER	1	
11	09409-08335	CLIP	2	
12	53145-07G01	CUSHION, FENDER SIDE	2	
13	53110-31G10-291	COVER, SIDE RH (BLACK)	1	
14	53146-05G00	.CUSHION, COVER SIDE	1	
15	09321-10019	.CUSHION	1	
16	53110-31G20-291	COVER, SIDE LH (BLACK)	1	
17	53146-05G00	.CUSHION, COVER SIDE	1	
18	09409-08335	CLIP	8	
19	53116-31G00	MUDGUARD, SIDE RH	1	
20	53117-31G00	COVER, CENTER	1	
21	68151-31GC0-EFG	EMBLEM, RH	1	
22	68152-31GC0-EFG	EMBLEM, LH	1	
23	03541-0516A	SCREW	2	

FIG.66

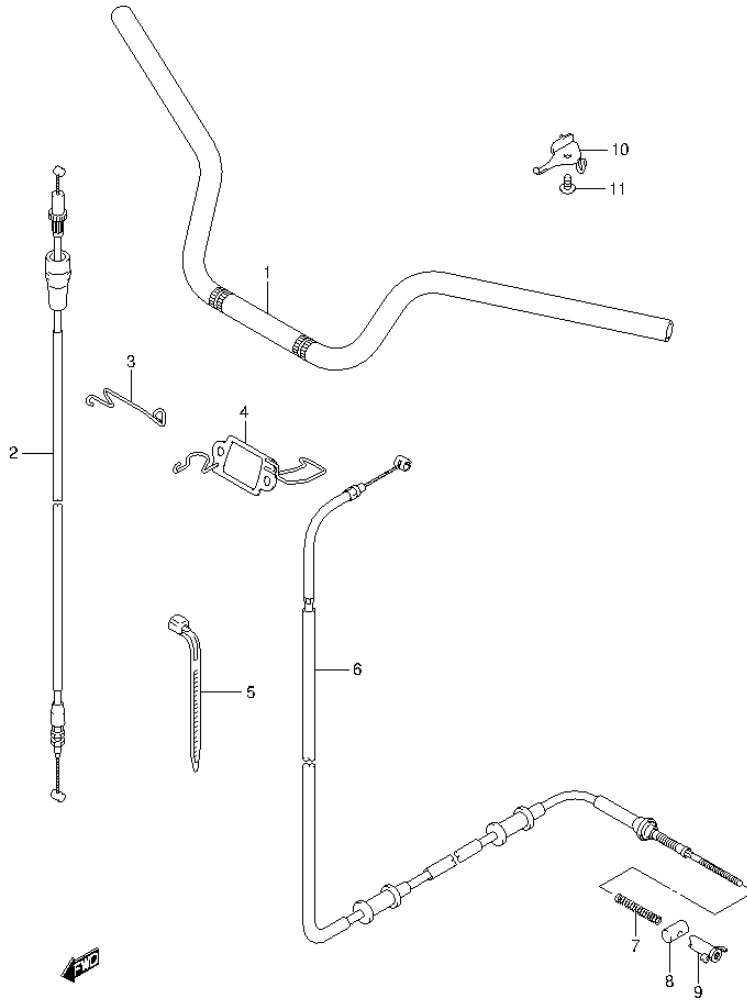


FIG.66 (1-G-3) HANDLE BAR

REF NO.	PART NO.	DESCRIPTION	Q'TY	REMARKS
1	56111-31G00	HANDLE BAR	1	
2	58300-31G10	CABLE ASSY, THROTTLE	1	
3	58626-31G00	GUIDE, THROTTLE CABLE	1	
4	58620-31G00	GUIDE, CABLE	1	
5	09407-18402	CLAMP (L:165)	1	
6	58810-31G10	CABLE, PARKING BRAKE	1	
7	09440-08042	SPRING	1	
8	09209-13006	PIN	1	
9	09150-06015	NUT	1	
10	58620-31G10	GUIDE, PARKING CABLE	1	
11	03541-0616B	SCREW	1	

FIG.67

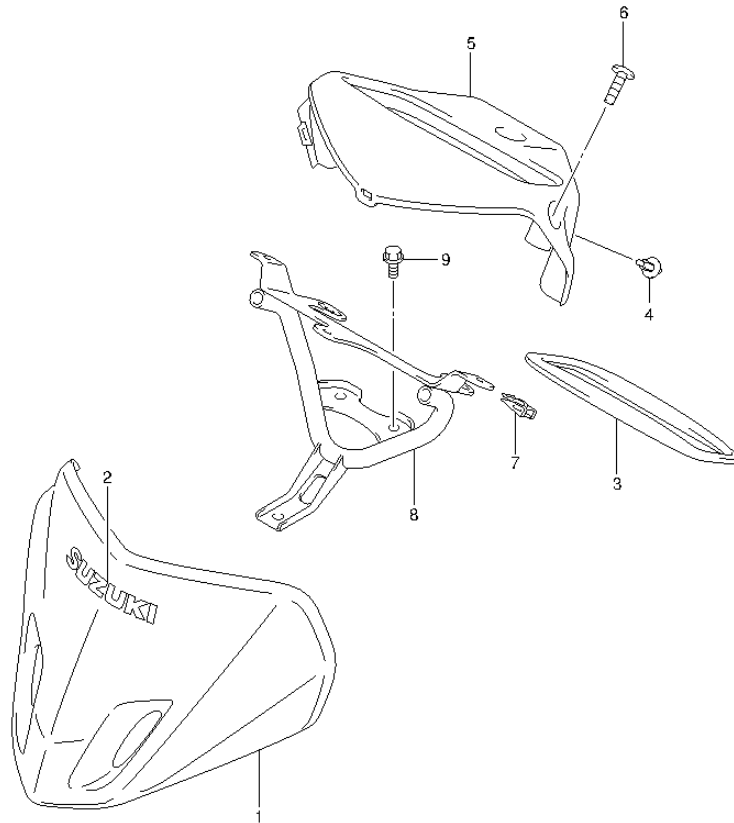


FIG.67 (1-G-4) HANDLE COVER (LT-A500XL3 P28)

REF NO.	PART NO.	DESCRIPTION	Q'TY	REMARKS
1-1	56311-11H01-YLG	COVER, FRONT (GREEN)	1	
1-2	56311-11H01-YLZ	COVER, FRONT (BLACK)	1	
1-3	56311-11H01-YPW	COVER, FRONT (BLUE)	1	
1-4	56311-11H01-YT9	COVER, FRONT (RED)	1	
1-5	56311-11H01-YU1	COVER, FRONT (YELLOW)	1	
2	68171-31GA0-1ZZ	EMBLEM, SUZUKI (GRAY)	1	
3	56317-31G00	MOLDING	1	
4	09409-07333	CLIP	2	
5	56321-11H00-291	COVER, HANDLE REAR (BLACK)	1	
6	03141-0525A	SCREW	2	
7	09148-05038	NUT	2	
8	56160-11H00	BRACE, COVER	1	
9	01550-0812A	BOLT	2	



FIG.68

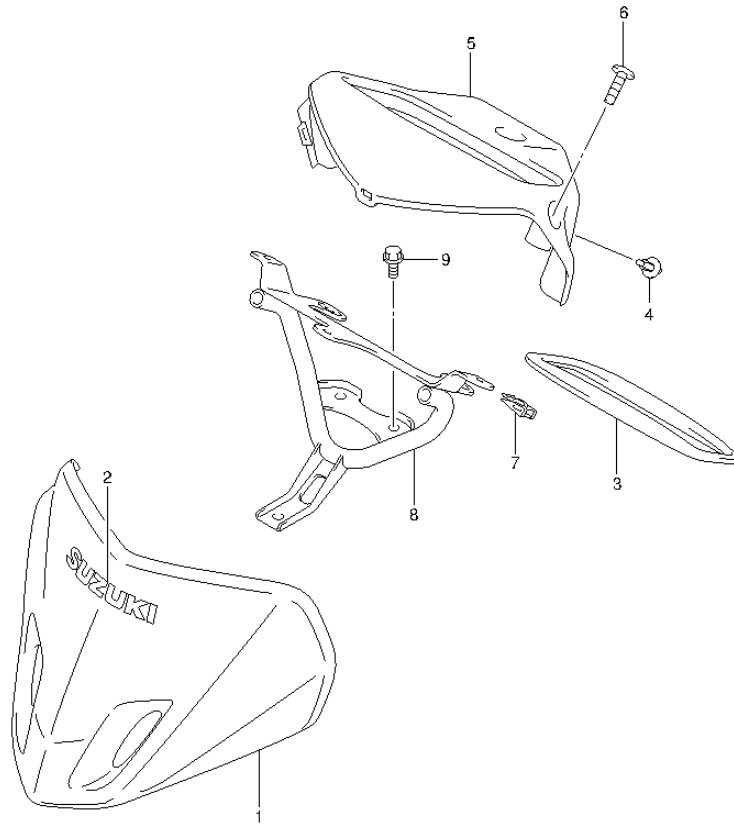


FIG.68 (1-G-5) HANDLE COVER (LT-A500XL3 P33)

REF NO.	PART NO.	DESCRIPTION	Q'TY	REMARKS
1-1	56311-11H01-YLG	COVER, FRONT (GREEN)	1	
1-2	56311-11H01-YLZ	COVER, FRONT (BLACK)	1	
1-3	56311-11H01-YPW	COVER, FRONT (BLUE)	1	
1-4	56311-11H01-YT9	COVER, FRONT (RED)	1	
1-5	56311-11H01-YU1	COVER, FRONT (YELLOW)	1	
2	68171-31GA0-1ZZ	EMBLEM, SUZUKI (GRAY)	1	
3	56317-31G00	MOLDING	1	
4	09409-07333	CLIP	2	
5	56321-11H00-291	COVER, HANDLE REAR (BLACK)	1	
6	03141-0525A	SCREW	2	
7	09148-05038	NUT	2	
8	56160-11H00	BRACE, COVER	1	
9	01550-0812A	BOLT	2	



FIG.69

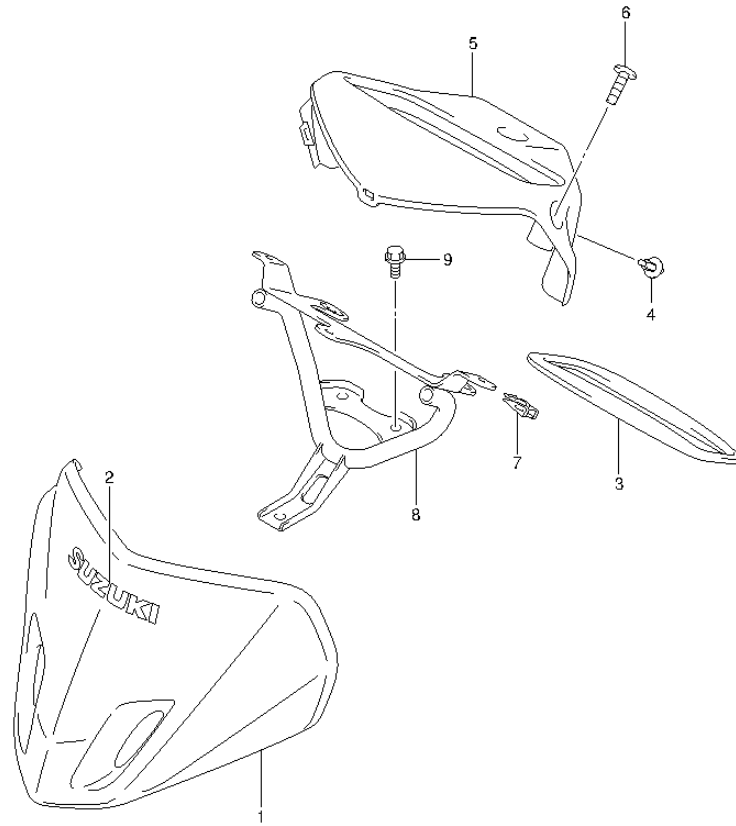


FIG.69 (1-G-6) HANDLE COVER (LT-A500XL3 P28)

REF NO.	PART NO.	DESCRIPTION	Q'TY	REMARKS
1-1	56311-11HC1-PHW	COVER, FRONT (CAMOUFLAGE)	1	
1-2	56311-11H50-PGR	COVER, FRONT (RED)	1	
2	68171-31GA0-1ZZ	EMBLEM, SUZUKI (GRAY)	1	
3	56317-31G00	MOLDING	1	
4	09409-07333	CLIP	2	
5	56321-11H00-291	COVER, HANDLE REAR (BLACK)	1	
6	03141-0525A	SCREW	2	
7	09148-05038	NUT	2	
8	56160-11H00	BRACE, COVER	1	
9	01550-0812A	BOLT	2	

FIG.70

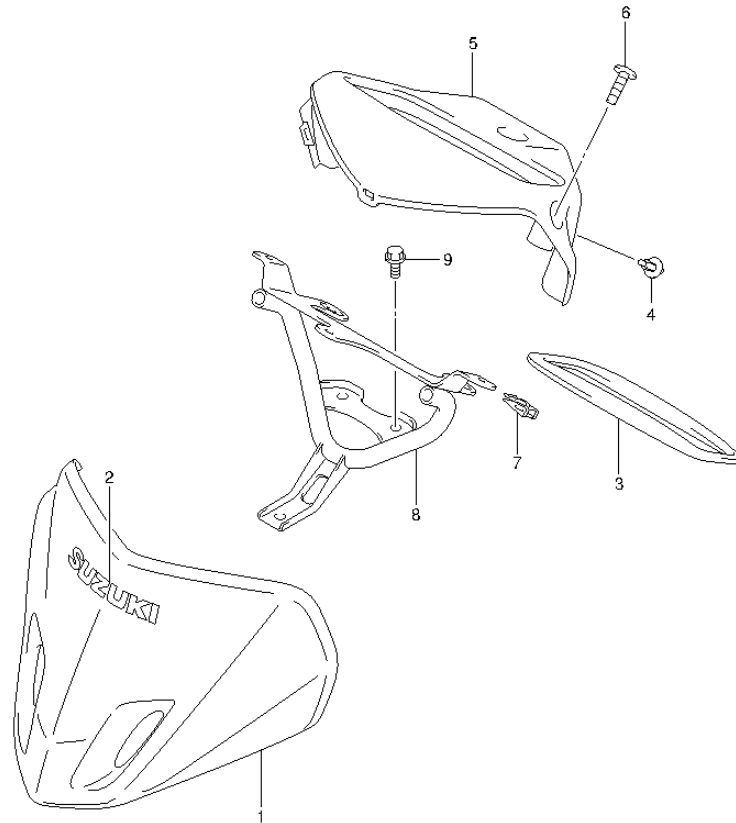


FIG.70 (1-G-7) HANDLE COVER (LT-A500XL3 P33)

REF NO.	PART NO.	DESCRIPTION	Q'TY	REMARKS
1-1	56311-11HC1-PHW	COVER, FRONT (CAMOUFLAGE)	1	
1-2	56311-11H50-PGR	COVER, FRONT (RED)	1	
2	68171-31GA0-1ZZ	EMBLEM, SUZUKI (GRAY)	1	
3	56317-31G00	MOLDING	1	
4	09409-07333	CLIP	2	
5	56321-11H00-291	COVER, HANDLE REAR (BLACK)	1	
6	03141-0525A	SCREW	2	
7	09148-05038	NUT	2	
8	56160-11H00	BRACE, COVER	1	
9	01550-0812A	BOLT	2	

FIG.71

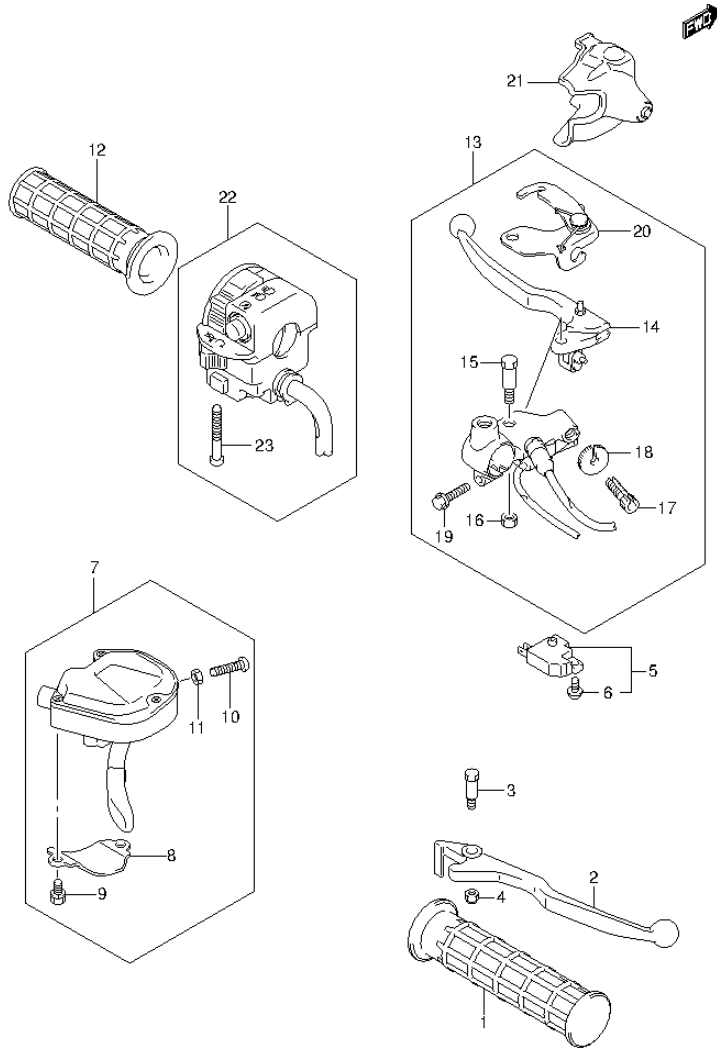


FIG.71 (1-G-8) HANDLE LEVER

REF NO.	PART NO.	DESCRIPTION	Q'TY	REMARKS
1	57211-21G10	GRIP	2	
2	57421-39D20	LEVER, BRAKE	1	
3	57431-04F00	BOLT, PIVOT	1	
4	57433-09F00	NUT	1	
5	57460-14J01	SWITCH ASSY, FRONT BRAKE	1	
6	57465-17C00	.SCREW	1	
7	57100-27H11	CASE ASSY, THROTTLE	1	
8	57126-07G00	.HOLDER	1	
9	57127-07G00	.BOLT	2	
10	02112-0520B	.SCREW	1	
11	08310-0005B	.NUT	1	
12	57211-21G10	GRIP	1	
13	57501-27H00	LEVER ASSY, REAR BRAKE	1	
14	57620-27820	.LEVER	1	
15	57431-09F00	.BOLT, PIVOT	1	
16	08319-2106B	.NUT	1	
17	57441-08C00	.ADJUSTER, WIRE	1	
18	57442-08C00	.NUT, WIRE	1	
19	01547-0620B	.BOLT	1	
20	57790-38FA0	.STOPPER, BRAKE LEVER	1	
21	57541-38FA0	COVER, BRAKE LEVER	1	
22	37400-31G00	SWITCH ASSY, LH	1	
23	02112-0535B	.SCREW	2	

FIG.72

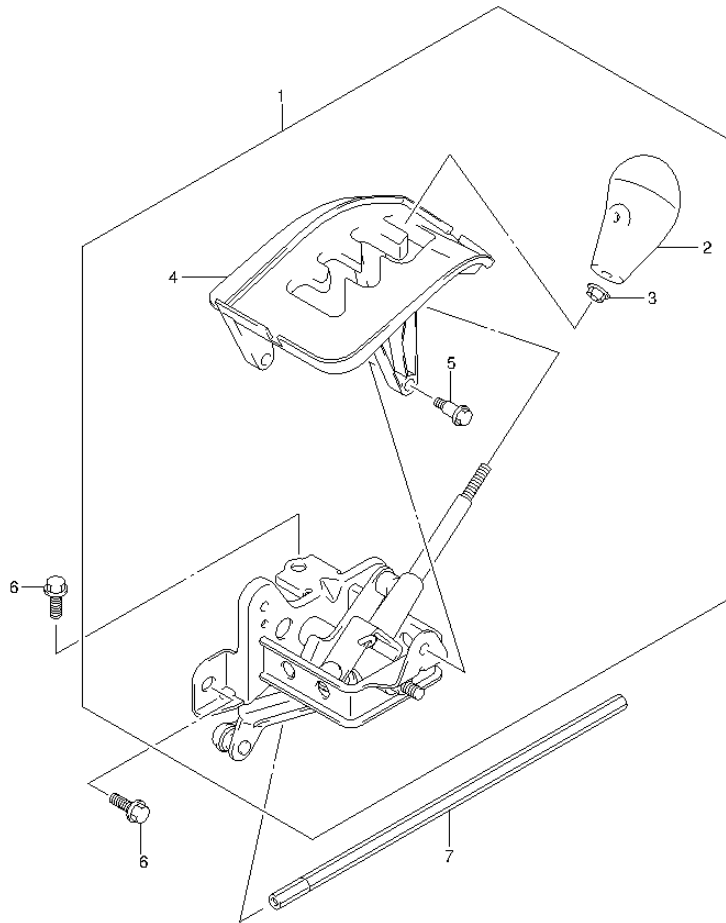


FIG.72 (1-G-9) SHIFT LEVER

REF NO.	PART NO.	DESCRIPTION	Q'TY	REMARKS
1	57800-31G11	LEVER ASSY, TRANSMISSION	1	
2	57830-27H00	.KNOB, T/M LEVER	1	
3	08316-1008B	.NUT	1	
4	57940-31G10	.COVER, T/M LEVER	1	
5	09111-06243	.BOLT (6X20)	3	
6	01550-0816A	BOLT	2	
7	57911-31H00	ROD, LEVER	1	

FIG.73

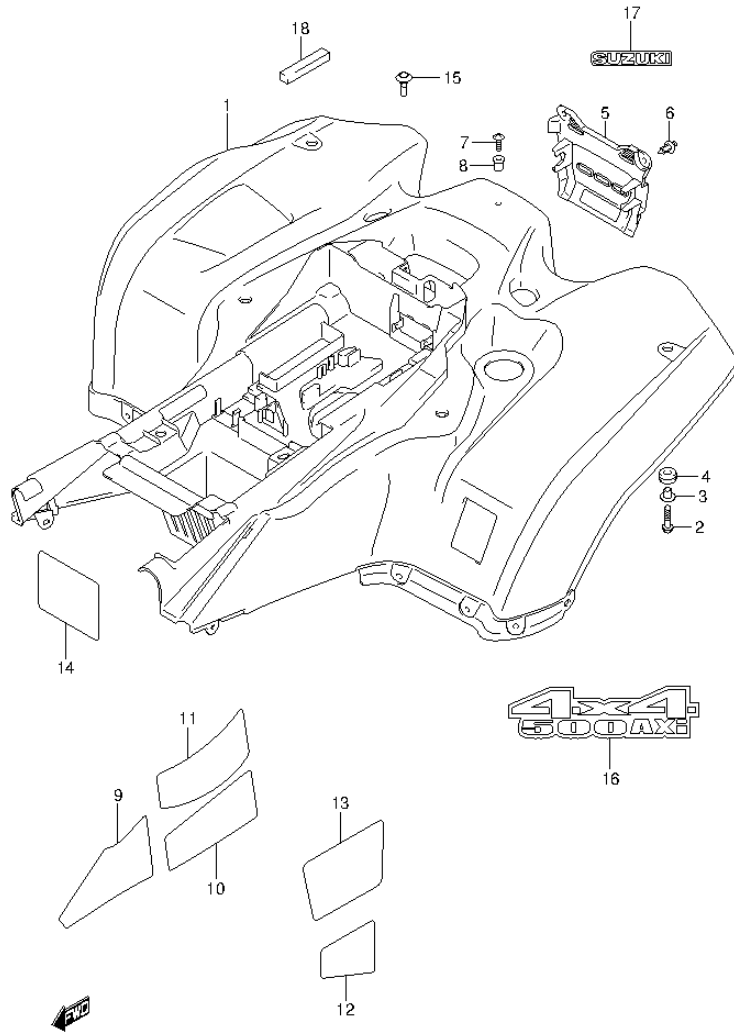


FIG.73 (1-G-10) REAR FENDER (LT-A500XL3 P28)

REF NO.	PART NO.	DESCRIPTION	Q'TY	REMARKS
1-1	63111-31G02-YLG	FENDER, REAR (GREEN)	1	
1-2	63111-31G02-YLZ	FENDER, REAR (BLACK)	1	
1-3	63111-31G02-YPW	FENDER, REAR (BLUE)	1	
1-4	63111-31G02-YT9	FENDER, REAR (RED)	1	
1-5	63111-31G02-YU1	FENDER, REAR (YELLOW)	1	
2	01547-0625A	BOLT	2	
3	09169-06074	WASHER	2	
4	09320-11021	CUSHION	2	
5	63251-31G00	COVER, REAR	1	
6	09409-07333	CLIP	2	
7	02142-0520B	SCREW	1	
8	09159-05019	NUT	1	
9	63122-31G10	SHIELD, REAR FENDER	1	
10	63123-31G10	SHIELD, REAR FENDER	1	
11	63124-31G10	SHIELD, REAR FENDER	1	
12	63128-31G10	SHIELD, REAR FENDER	1	
13	63126-31G10	SHIELD, REAR FENDER	1	
14	63127-31G10	SHIELD, REAR FENDER	1	
15	93115-03G00	PLUG	4	
16	68171-31GF0-JLJ	EMBLEM, SIDE	2	
17	68171-31GA0-1ZZ	EMBLEM, SUZUKI (GRAY)	1	
18	47437-31G00	CUSHION, TOOL	1	

FIG.74

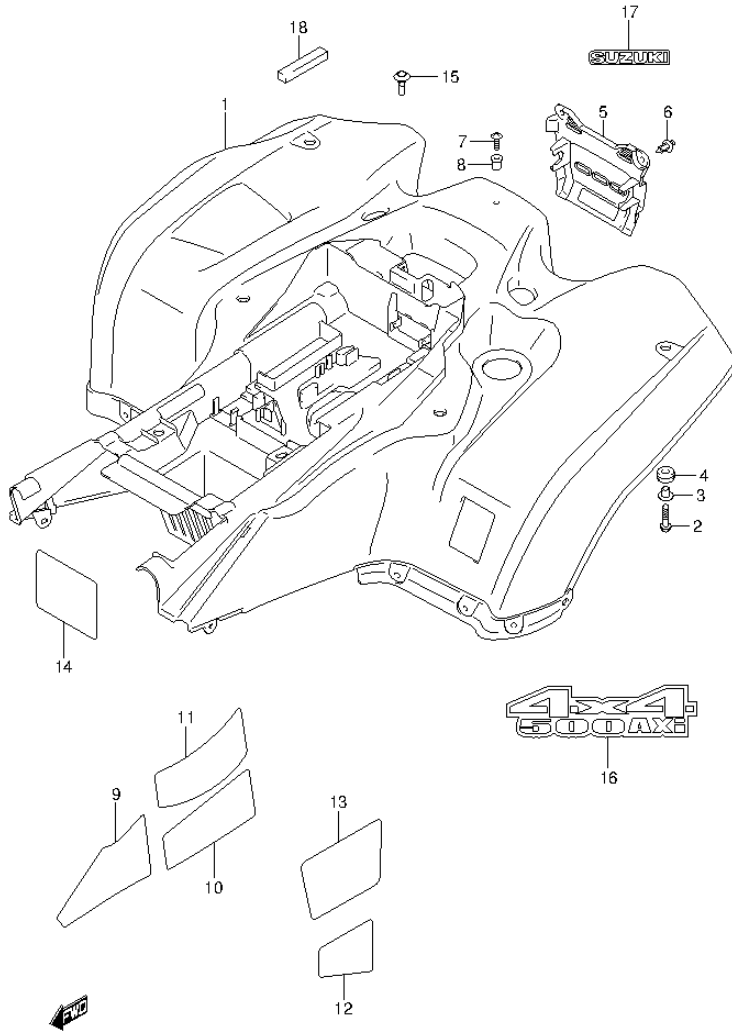


FIG.74 (1-G-11) REAR FENDER (LT-A500XL3 P33)

REF NO.	PART NO.	DESCRIPTION	Q'TY	REMARKS
1-1	63111-31G02-YLG	FENDER, REAR (GREEN)	1	
1-2	63111-31G02-YLZ	FENDER, REAR (BLACK)	1	
1-3	63111-31G02-YPW	FENDER, REAR (BLUE)	1	
1-4	63111-31G02-YT9	FENDER, REAR (RED)	1	
1-5	63111-31G02-YU1	FENDER, REAR (YELLOW)	1	
2	01547-0625A	BOLT	2	
3	09169-06074	WASHER	2	
4	09320-11021	CUSHION	2	
5	63251-31G00	COVER, REAR	1	
6	09409-07333	CLIP	2	
7	02142-0520B	SCREW	1	
8	09159-05019	NUT	1	
9	63122-31G10	SHIELD, REAR FENDER	1	
10	63123-31G10	SHIELD, REAR FENDER	1	
11	63124-31G10	SHIELD, REAR FENDER	1	
12	63128-31G10	SHIELD, REAR FENDER	1	
13	63126-31G10	SHIELD, REAR FENDER	1	
14	63127-31G10	SHIELD, REAR FENDER	1	
15	93115-03G00	PLUG	4	
16	68171-31GF0-JLJ	EMBLEM, SIDE	2	
17	68171-31GA0-1ZZ	EMBLEM, SUZUKI (GRAY)	1	
18	47437-31G00	CUSHION, TOOL	1	

FIG.75

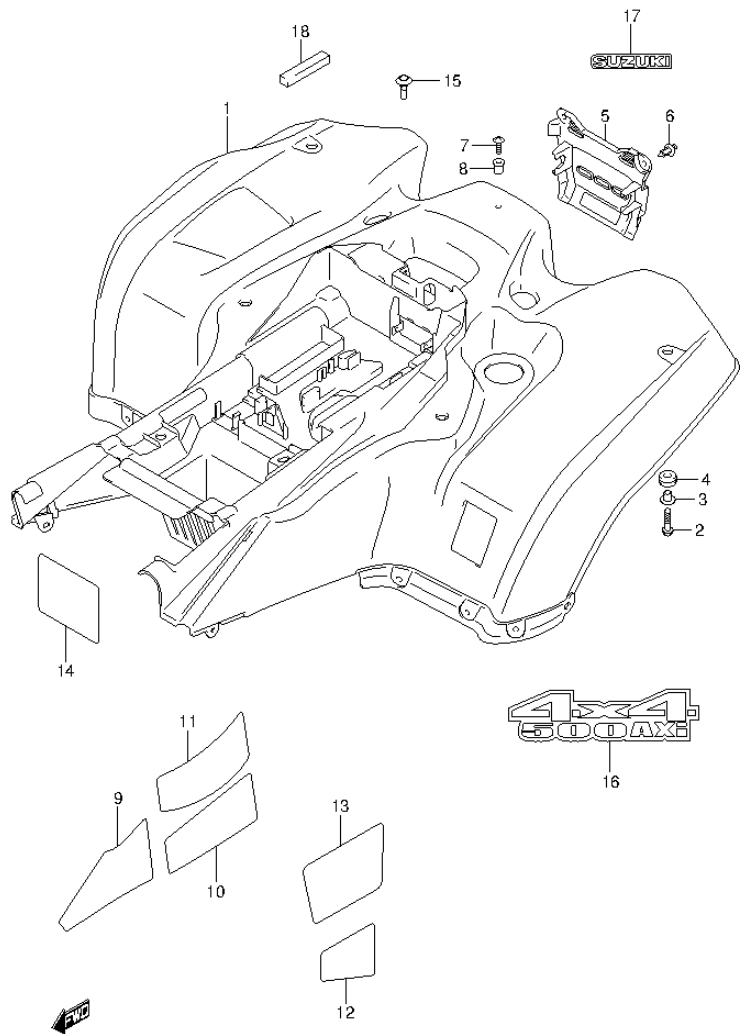


FIG.75 (1-G-12) REAR FENDER (LT-A500XL3 P28)

REF NO.	PART NO.	DESCRIPTION	Q'TY	REMARKS
1-1	63111-31GC2-PHW	FENDER, REAR (CAMOUFLAGE)	1	
1-2	63111-31G50-PGR	FENDER, REAR (RED)	1	
2	01547-0625A	BOLT	2	
3	09169-06074	WASHER	2	
4	09320-11021	CUSHION	2	
5	63251-31G00	COVER, REAR	1	
6	09409-07333	CLIP	2	
7	02142-0520B	SCREW	1	
8	09159-05019	NUT	1	
9	63122-31G10	SHIELD, REAR FENDER	1	
10	63123-31G10	SHIELD, REAR FENDER	1	
11	63124-31G10	SHIELD, REAR FENDER	1	
12	63128-31G10	SHIELD, REAR FENDER	1	
13	63126-31G10	SHIELD, REAR FENDER	1	
14	63127-31G10	SHIELD, REAR FENDER	1	
15	93115-03G00	PLUG	4	
16	68171-31GF0-JLJ	EMBLEM, SIDE	2	
17	68171-31GA0-1ZZ	EMBLEM, SUZUKI (GRAY)	1	
18	47437-31G00	CUSHION, TOOL	1	

FIG.76

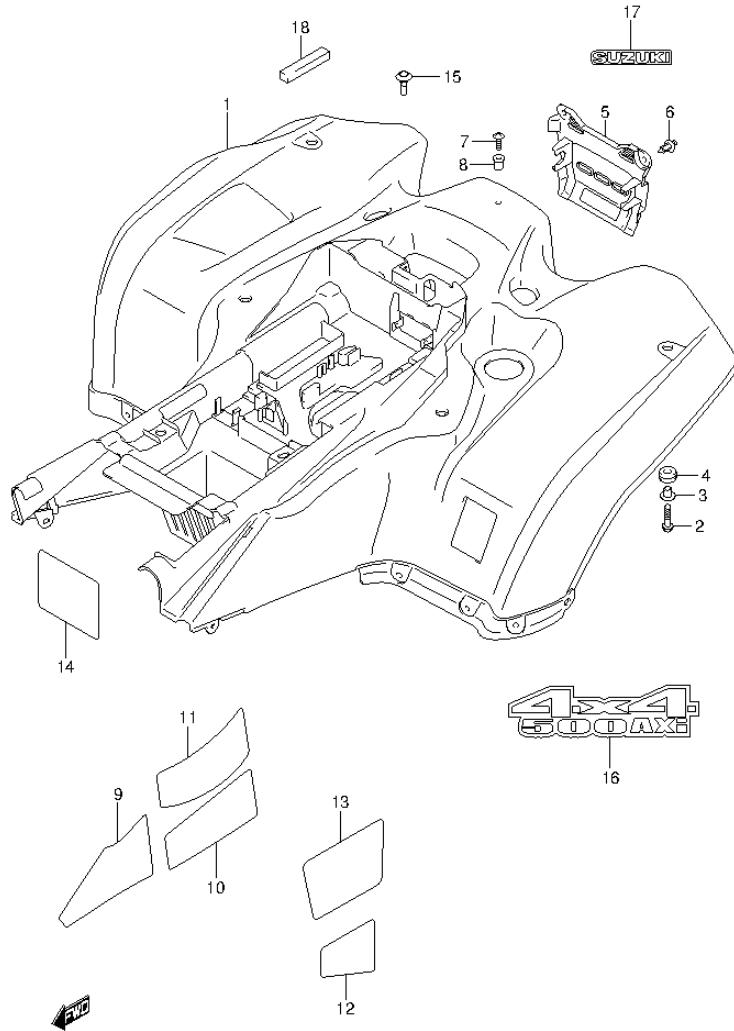


FIG.76 (1-G-13) REAR FENDER (LT-A500XL3 P33)

REF NO.	PART NO.	DESCRIPTION	Q'TY	REMARKS
1-1	63111-31GC2-PHW	FENDER, REAR (CAMOUFLAGE)	1	
1-2	63111-31G50-PGR	FENDER, REAR (RED)	1	
2	01547-0625A	BOLT	2	
3	09169-06074	WASHER	2	
4	09320-11021	CUSHION	2	
5	63251-31G00	COVER, REAR	1	
6	09409-07333	CLIP	2	
7	02142-0520B	SCREW	1	
8	09159-05019	NUT	1	
9	63122-31G10	SHIELD, REAR FENDER	1	
10	63123-31G10	SHIELD, REAR FENDER	1	
11	63124-31G10	SHIELD, REAR FENDER	1	
12	63128-31G10	SHIELD, REAR FENDER	1	
13	63126-31G10	SHIELD, REAR FENDER	1	
14	63127-31G10	SHIELD, REAR FENDER	1	
15	93115-03G00	PLUG	4	
16	68171-31GF0-JLJ	EMBLEM, SIDE	2	
17	68171-31GA0-1ZZ	EMBLEM, SUZUKI (GRAY)	1	
18	47437-31G00	CUSHION, TOOL	1	

FIG.77

FIG.77 (1-G-14) MUDGUARD

REF NO.	PART NO.	DESCRIPTION	Q'TY	REMARKS
1	63342-31G02-291	LID (BLACK)	1	
2	09409-08335	CLIP	3	
3	63331-31G01-291	MUDGUARD, FOOTREST RH (BLACK)	1	
4	63341-31G01-291	MUDGUARD, FOOTREST LH (BLACK)	1	
5	09111-06088	BOLT (6X13.5)	5	
6	09409-10306	CLIP	10	
7	09160-05046	WASHER (5.5X20X1.4)	4	
8	09159-05019	NUT	4	
9	02142-0520B	SCREW	4	

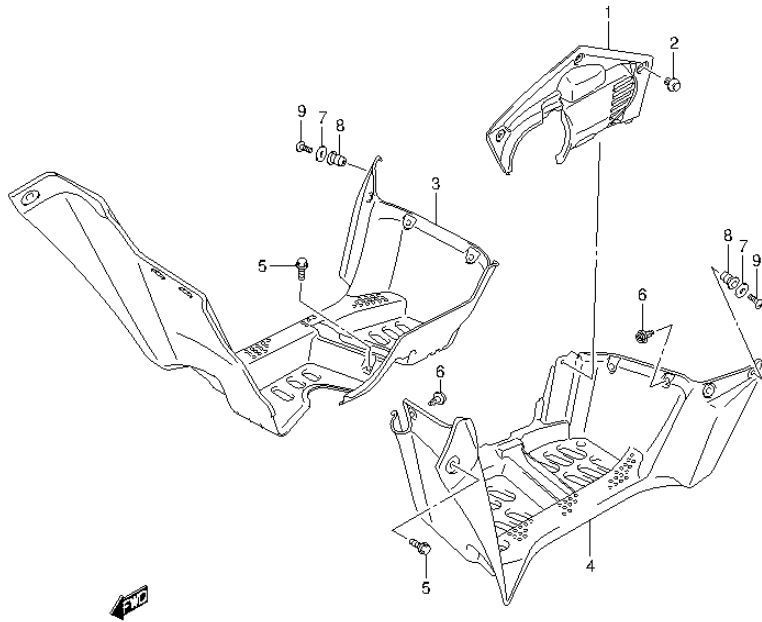


FIG.78

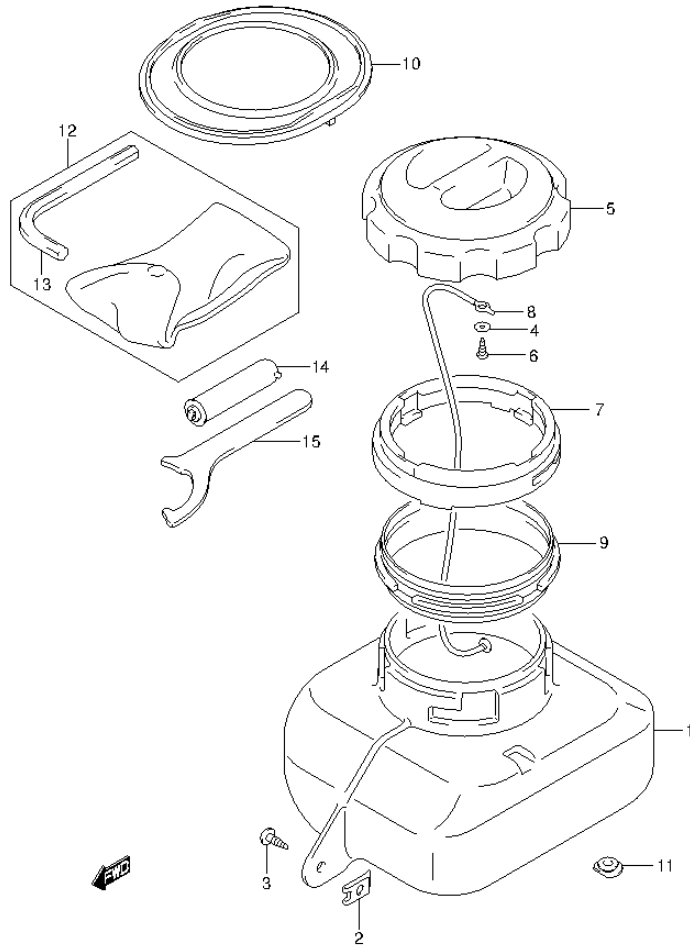


FIG.78 (1-G-15) FRONT BOX

REF NO.	PART NO.	DESCRIPTION	Q'TY	REMARKS
1	92111-31G10	BODY, FRONT BOX	1	
2	09148-05038	NUT	1	
3	03541-0516A	SCREW	1	
4	09160-05013	WASHER (5.2X16X1)	1	
5	92112-31G00	LID, FRONT BOX	1	
6	03511-0512B	SCREW	1	
7	92113-03G00	HOLDER	1	
8	92114-03G20	STOPPER, FRONT BOX	1	
9	92141-31G00	CUSHION, FRONT BOX	1	
10	92142-31G00	CUSHION, NO.1	1	
11	09250-10011	CAP (OD:18)	1	
12	09800-21055	TOOL ASSY	1	
13	09816-00103	.SPANNER, 4 HEXAGON	1	
14	96200-18A02	GAUGE, AIR	1	
15	09822-00003	CLAMP	1	

FIG.79

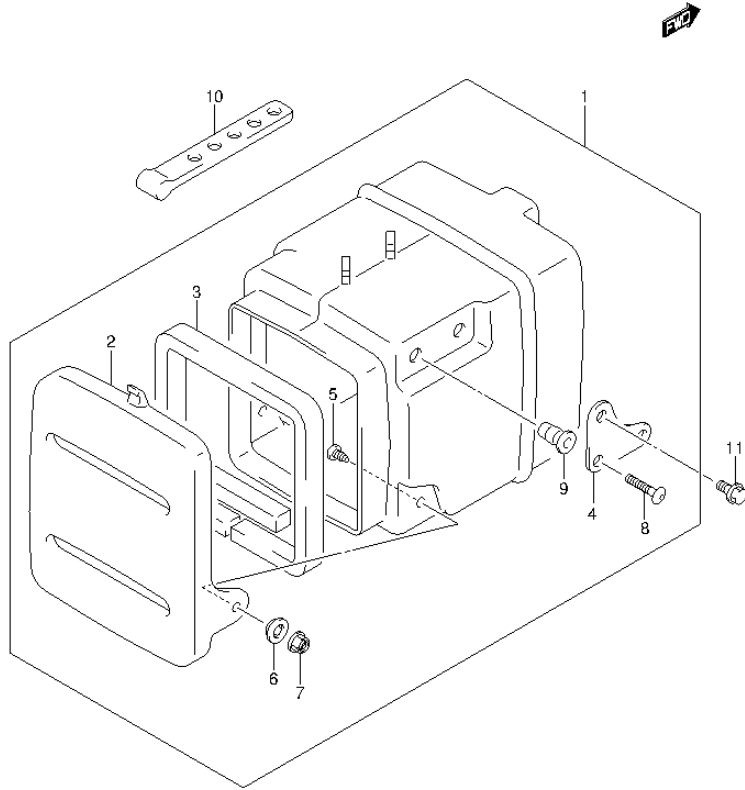


FIG.79 (1-H-2) REAR BOX

REF NO.	PART NO.	DESCRIPTION	Q'TY	REMARKS
1	93100-31G00	BOX ASSY, REAR	1	
2	93112-31G00	.LID	1	
3	93114-31G00	.CUSHION	1	
4	93113-31G00	.BRACKET	1	
5	02142-0616B	.SCREW	2	
6	09169-06045	.WASHER	2	
7	08319-3106A	.NUT	2	
8	02142-0520B	.SCREW	2	
9	09159-05019	.NUT	2	
10	93191-09F20	BAND, BOX	1	
11	01547-0610B	BOLT	1	

FIG.80

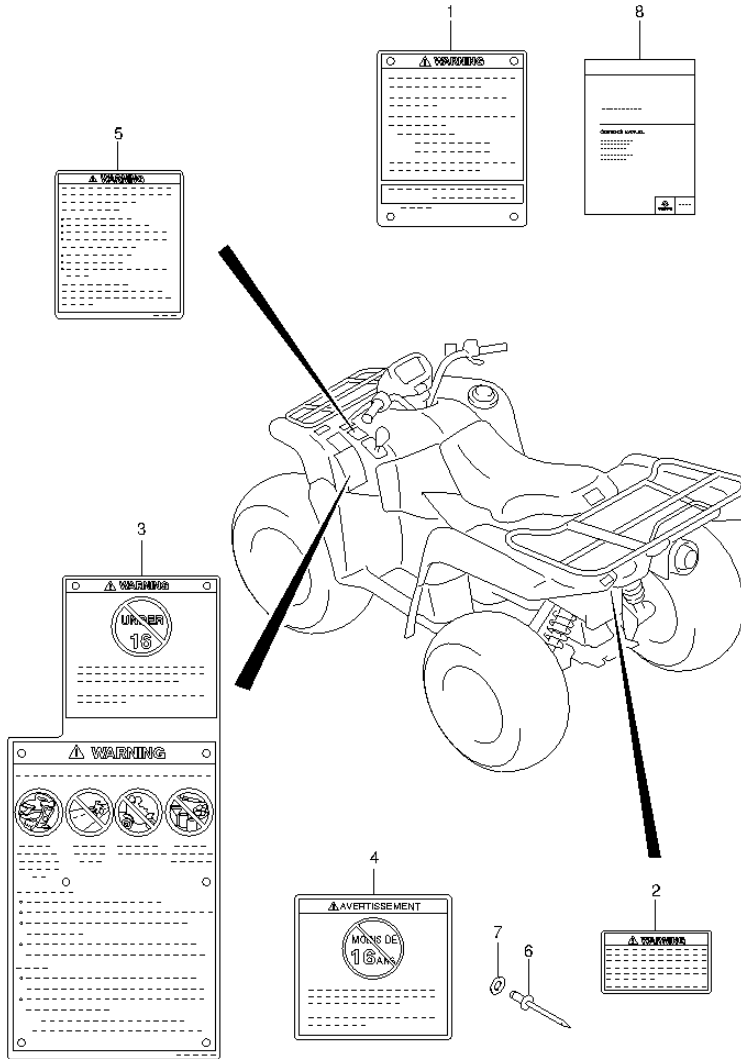


FIG.80 (1-H-3) LABEL (LT-A500XL3 P28)

REF NO.	PART NO.	DESCRIPTION	Q'TY	REMARKS
1-1	68332-11HE0	LABEL, TIRE (ENGLISH)	1	
1-2	68332-03GF0	LABEL, TIRE (FRENCH)	1	
2-1	68617-03G00	LABEL, TRAILER TOW WARNING (ENGLISH)	1	
2-2	68617-03G10	LABEL, TRAILER TOW WARNING (FRENCH)	1	
3-1	68921-31G10	LABEL, WARNING (ENGLISH)	1	
3-2	68921-05G30	LABEL, WARNING (FRENCH)	1	
4	68367-04641	LABEL, AGE 16 (FRENCH)	1	
5-1	68633-09F00	LABEL, GEAR SHIFTING (ENGLISH)	1	
5-2	68633-03G00	LABEL, GEAR SHIFTING (FRENCH)	1	
6	68929-09F00	RIVET	12	
7	68928-09F00	WASHER	12	
8	99011-11H62-28B	MANUAL, OWNER'S	1	

FIG.81

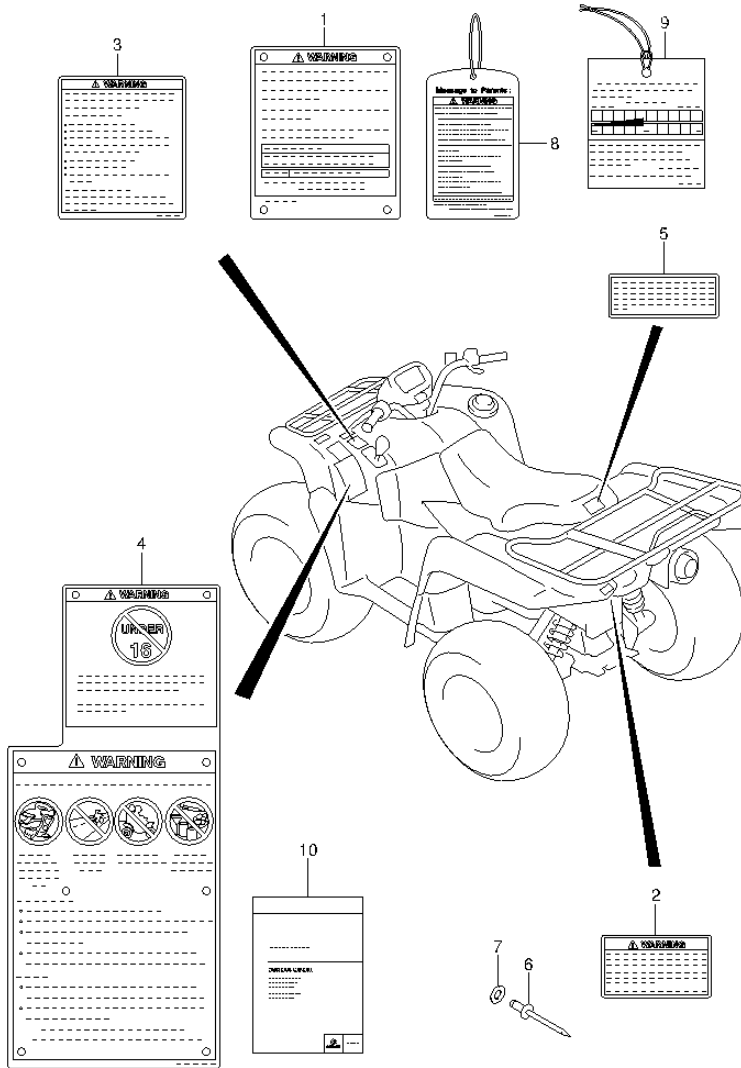


FIG.81 (1-H-4) LABEL (LT-A500XL3 P33)

REF NO.	PART NO.	DESCRIPTION	Q'TY	REMARKS
1	68332-11HE0	LABEL, TIRE	1	
2	68617-03G00	LABEL, WARNING TRAILER	1	
3	68633-09F00	LABEL, GEAR SHIFTING	1	
4	68921-31G10	LABEL, WARNING	1	
5	68353-26E02	LABEL, MANUAL NOTICE	1	
6	68929-09F00	RIVET	12	
7	68928-09F00	WASHER	12	
8	68399-31G00	TAG, ATV CATEGORY	1	
9	18810-31H20	TAG, CONSUMER INFORMATION	1	
10	99011-11H62-03A	MANUAL, OWNER'S	1	

FIG.82

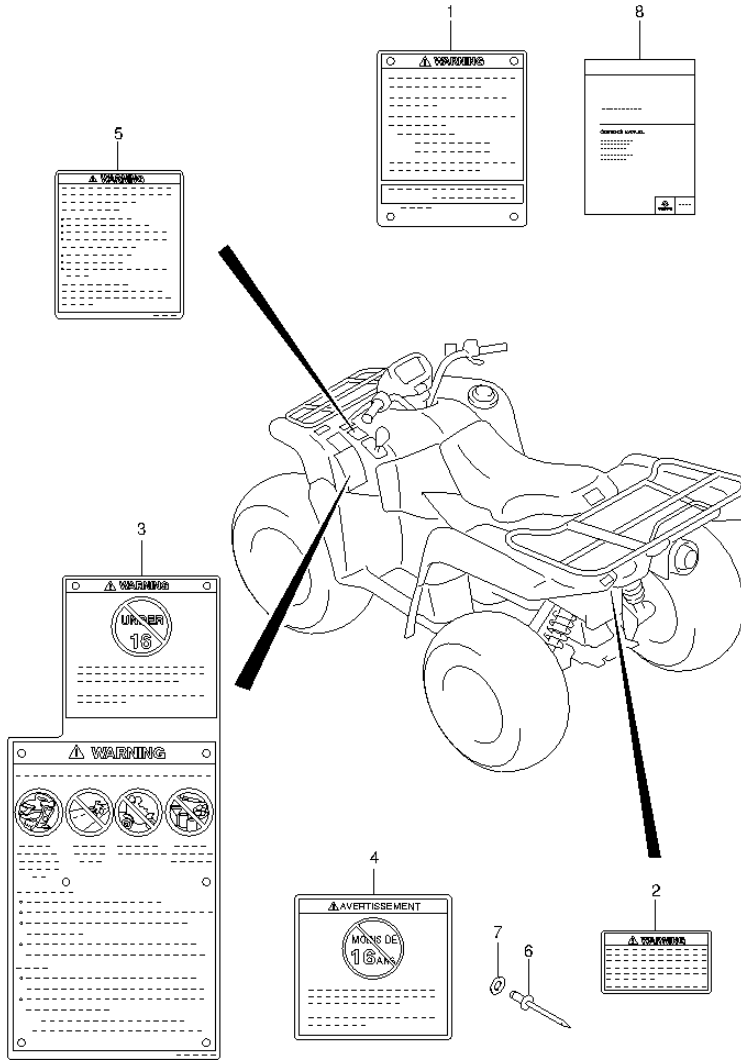


FIG.82 (1-H-5) LABEL (LT-A500XZL3 P28)

REF NO.	PART NO.	DESCRIPTION	Q'TY	REMARKS
1-1	68332-11HE0	LABEL, TIRE (ENGLISH)	1	
1-2	68332-03GF0	LABEL, TIRE (FRENCH)	1	
2-1	68617-03G00	LABEL, TRAILER TOW WARNING (ENGLISH)	1	
2-2	68617-03G10	LABEL, TRAILER TOW WARNING (FRENCH)	1	
3-1	68921-31G10	LABEL, WARNING (ENGLISH)	1	
3-2	68921-05G30	LABEL, WARNING (FRENCH)	1	
4	68367-04641	LABEL, AGE 16 (FRENCH)	1	
5-1	68633-09F00	LABEL, GEAR SHIFTING (ENGLISH)	1	
5-2	68633-03G00	LABEL, GEAR SHIFTING (FRENCH)	1	
6	68929-09F00	RIVET	12	
7	68928-09F00	WASHER	12	
8	99011-11H62-28B	MANUAL, OWNER'S	1	

FIG.83

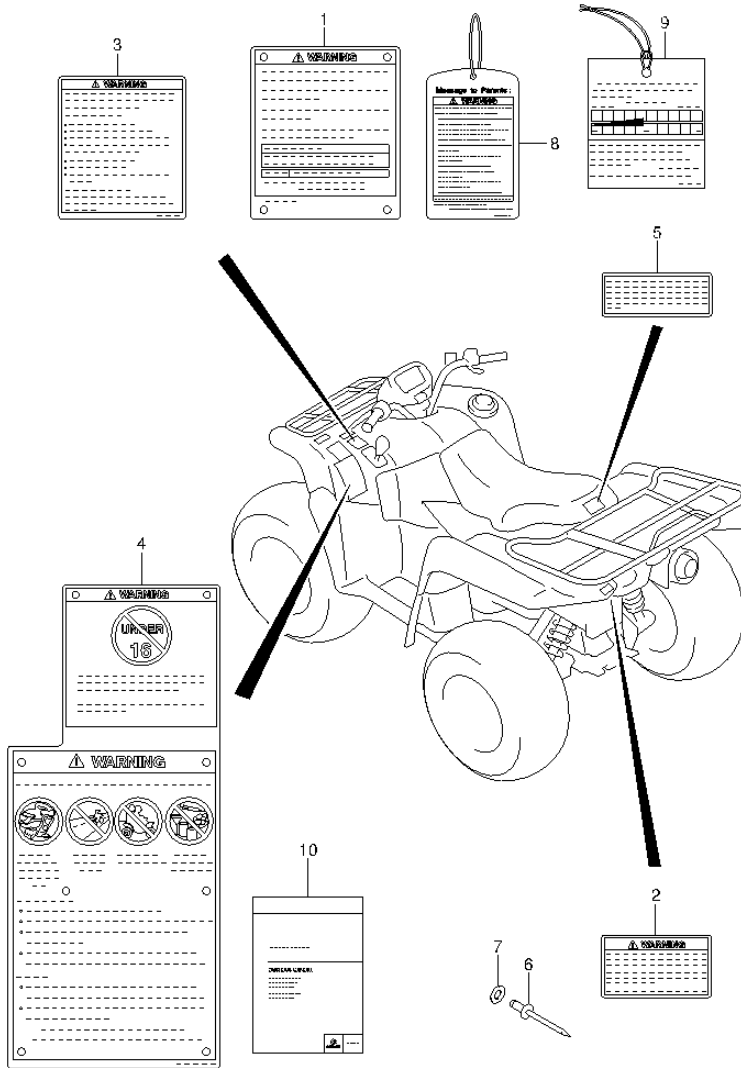


FIG.83 (1-H-6) LABEL (LT-A500XZL3 P33)

REF NO.	PART NO.	DESCRIPTION	Q'TY	REMARKS
1	68332-11HE0	LABEL, TIRE	1	
2	68617-03G00	LABEL, WARNING TRAILER	1	
3	68633-09F00	LABEL, GEAR SHIFTING	1	
4	68921-31G10	LABEL, WARNING	1	
5	68353-26E02	LABEL, MANUAL NOTICE	1	
6	68929-09F00	RIVET	12	
7	68928-09F00	WASHER	12	
8	68399-31G00	TAG, ATV CATEGORY	1	
9	18810-31H20	TAG, CONSUMER INFORMATION	1	
10	99011-11H62-03A	MANUAL, OWNER'S	1	

FIG.84

FIG.84 (1-H-7) SEAT

REF NO.	PART NO.	DESCRIPTION	Q'TY	REMARKS
1	45100-31G21-P21	SEAT SET (BLACK)	1	
2	45146-31G10	.CUSHION	1	
3	45149-31G00	.CUSHION	2	
4	45149-31G10	.CUSHION	8	
5	45141-21G00	CUSHION, SEAT MOUNT FR	2	

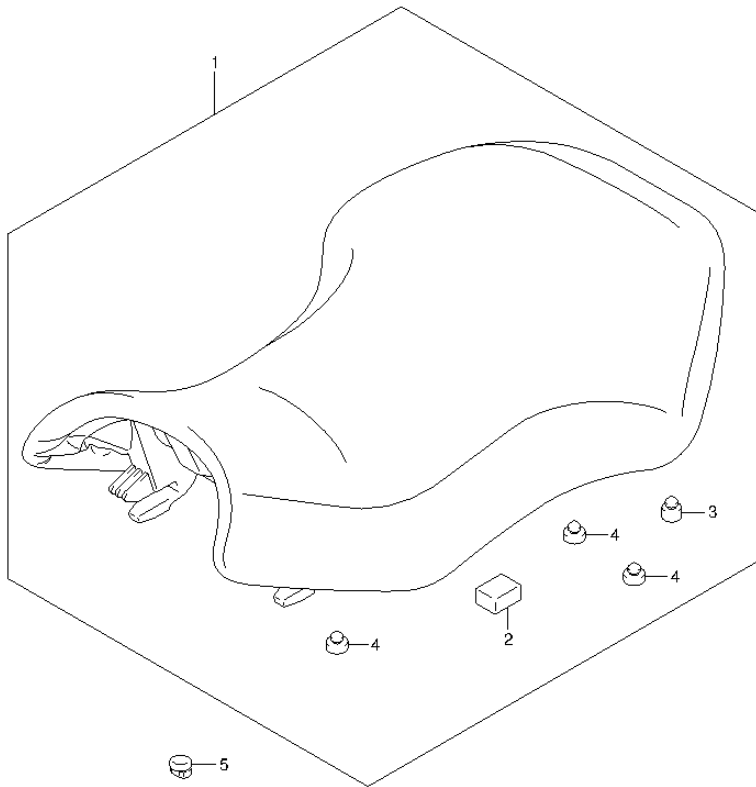


FIG.85

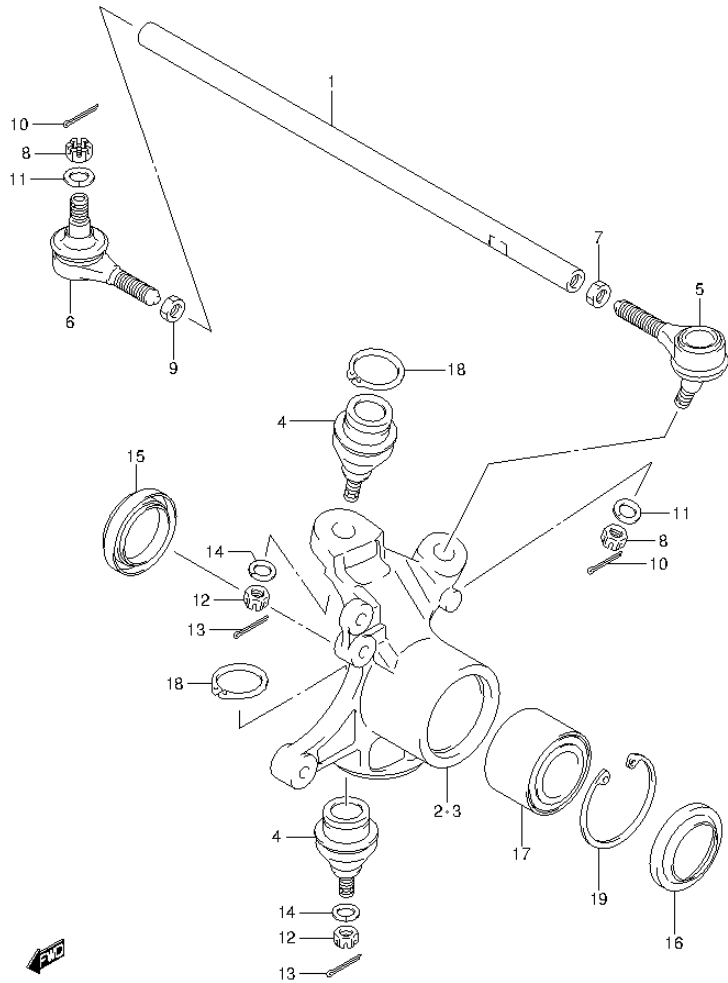


FIG.85 (1-H-8) STEERING KNUCKLE

REF NO.	PART NO.	DESCRIPTION	Q'TY	REMARKS
1	51281-31G01	TIE ROD, STEERING	2	
2	51231-11H00	KNUCKLE, STEERING RH	1	
3	51241-11H00	KNUCKLE, STEERING LH	1	
4	51210-31G10	END, KNUCKLE STEERING	4	
5	51260-31G10	ROD, END RH	2	
6	51270-31G10	ROD, END LH	2	
7	09140-12030	NUT	2	
8	08314-4010B	NUT	4	
9	09140-12035	NUT	2	
10	04111-2020A	PIN	4	
11	09160-10082	WASHER (10.5X19X2)	4	
12	08314-4010B	NUT	4	
13	04111-2020A	PIN	4	
14	09160-10082	WASHER (10.5X19X2)	4	
15	09283-38012	OIL SEAL (38X55X8)	2	
16	09285-38002	OIL SEAL (38X55X6)	2	
17	51259-31G00	BEARING	2	
18	08331-31309	CIRCLIP	4	
19	08331-41559	CLIP	2	

FIG.86

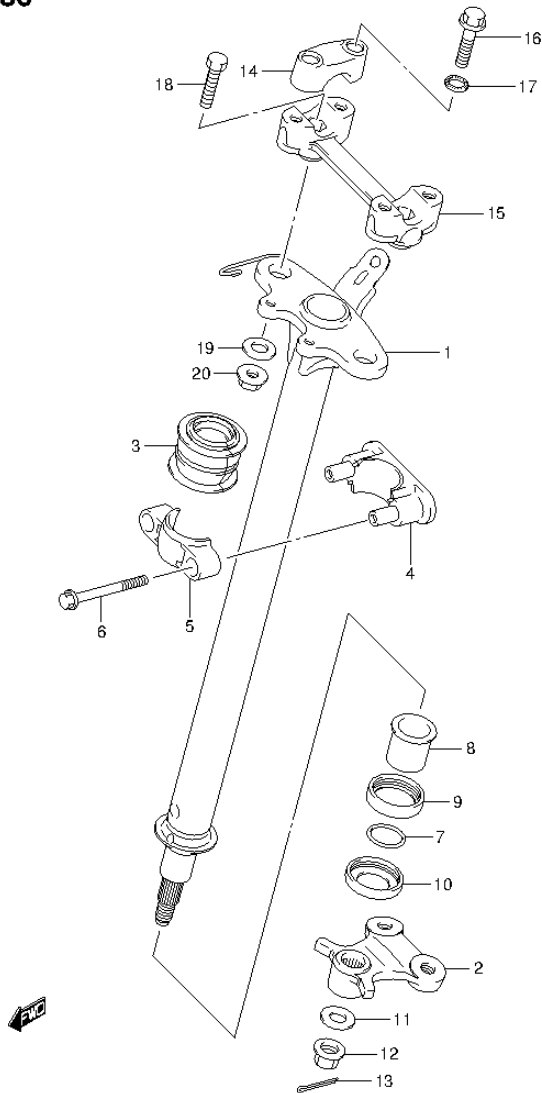


FIG.86 (1-H-9) STEERING SHAFT

REF NO.	PART NO.	DESCRIPTION	Q'TY	REMARKS
1	51650-31G20	SHAFT, STEERING	1	
2	51653-31G20	PLATE, STEERING ARM	1	
3	51678-31G00	BUSH, STEERING SHAFT HOLDER	1	
4	51670-31G00	HOLDER, STEERING SHAFT	1	
5	51673-31G00	HOLDER, STEERING SHAFT FRONT	1	
6	01550-0875A	BOLT	2	
7	09280-24010	O RING (D:2.4,ID:23.7)	1	
8	51661-31G00	BUSH, STEERING SHAFT LOWER	1	
9	51662-31G00	DUST SEAL, STEERING SHAFT	1	
10	51663-31G10	DUST SEAL, STEERING LOWER	1	
11	09160-14062	WASHER (14.5X30X3.2)	1	
12	09159-14027	NUT	1	
13	04111-2020A	PIN	1	
14	56211-09F00-291	CLAMP, HANDLEBAR UPPER (BLACK)	2	
15	56211-31G10-291	CLAMP, HANDLE HOLDER (BLACK)	1	
16	01550-0835A	BOLT	4	
17	09164-08015	WASHER	4	
18	01500-1035A	BOLT	2	
19	09160-10039	WASHER (10.5X22X2.3)	2	
20	09159-10115	NUT	2	

FIG.87

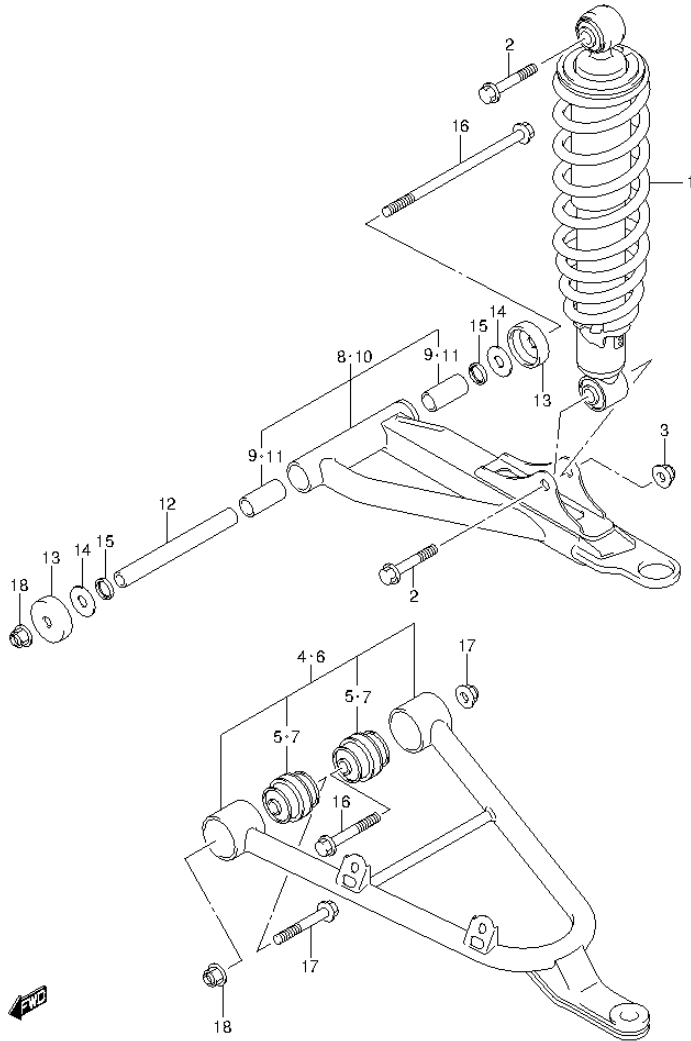


FIG.87 (1-H-10) FRONT SUSPENSION ARM

REF NO.	PART NO.	DESCRIPTION	Q'TY	REMARKS
1	52100-11H10-019	ABSORBER ASSY, FRONT SHOCK (BLACK)	2	
2	09103-10126	BOLT (10X48)	4	
3	09159-10115	NUT	2	
4	52410-31820	ARM SET, SUSPENSION LOWER RH	1	
5	09319-10055	.BUSH	2	
6	52420-31820	ARM SET, SUSPENSION LOWER LH	1	
7	09319-10055	.BUSH	2	
8	52430-31820	ARM SET, SUSPENSION UPPER RH	1	
9	51236-31G00	.BUSH	2	
10	52440-31820	ARM SET, SUSPENSION UPPER LH	1	
11	51236-31G00	.BUSH	2	
12	52455-31G10	SPACER, PIVOT	2	
13	51255-18900	SEAL, FR SUSPENSION ARM PIVOT	4	
14	08211-10281	WASHER	4	
15	52454-45G00	SEAL	4	
16	09103-10389	BOLT (10X160)	2	
17	09103-10255	BOLT (10X57)	4	
18	09159-10115	NUT	6	

FIG.88

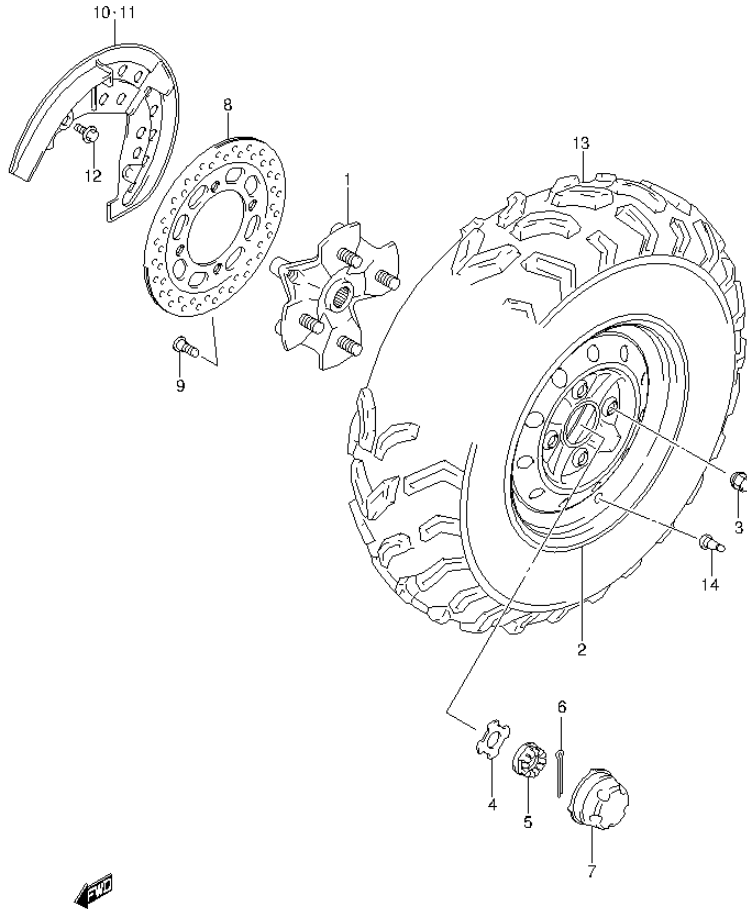


FIG.88 (1-H-11) FRONT WHEEL (LT-A500XL3 P28)

REF NO.	PART NO.	DESCRIPTION	Q'TY	REMARKS
1	54110-31G00	HUB, FRONT WHEEL	2	
2-1	55310-11H00-291	RIM, FRONT WHEEL (12X6.0AT) (BLACK)	2	FOR YT9,YLG
2-2	55310-11H00-YUM	RIM, FRONT WHEEL (12X6.0AT) (SILVER)	2	FOR YU1,YPW,YLZ
3	09140-10021	NUT	8	
4	64723-09F00	WASHER	2	
5	09141-18010	NUT	2	
6	04111-4035A	COTTER PIN	2	
7	54725-09F01	CAP, WHEEL CENTER	2	
8	59211-31G10	DISC, FRONT BRAKE	2	
9	09106-08160	BOLT (8X21)	8	
10	59231-31G10	COVER, FRONT DISC RH	1	
11	59431-31G10	COVER, FRONT DISC LH	1	
12	09111-06085	BOLT (6X12)	4	
13	55110-11H00	TIRE, FRONT (AT25X8-12)	2	
14	43130-24A00	VALVE ASSY, WHEEL RIM (TR412)	2	

FIG.89

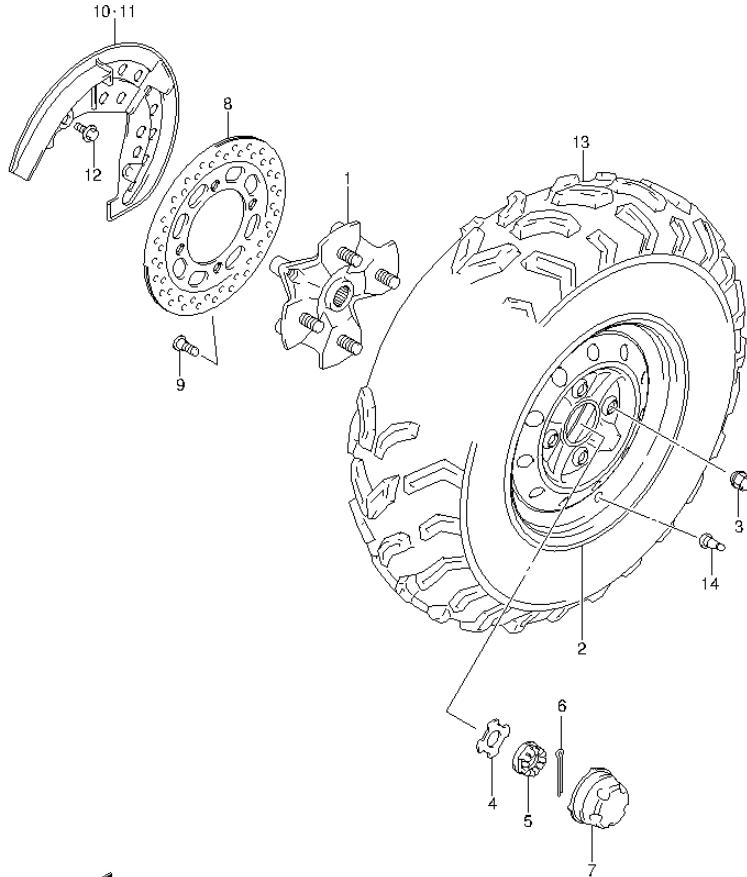


FIG.89 (1-H-12) FRONT WHEEL (LT-A500XL3 P33)

REF NO.	PART NO.	DESCRIPTION	Q'TY	REMARKS
1	54110-31G00	HUB, FRONT WHEEL	2	
2-1	55310-11H00-291	RIM, FRONT WHEEL (12X6.0AT) (BLACK)	2	FOR YT9,YLG
2-2	55310-11H00-YUM	RIM, FRONT WHEEL (12X6.0AT) (SILVER)	2	FOR YU1,YPW,YLZ
3	09140-10021	NUT	8	
4	64723-09F00	WASHER	2	
5	09141-18010	NUT	2	
6	04111-4035A	COTTER PIN	2	
7	54725-09F01	CAP, WHEEL CENTER	2	
8	59211-31G10	DISC, FRONT BRAKE	2	
9	09106-08160	BOLT (8X21)	8	
10	59231-31G10	COVER, FRONT DISC RH	1	
11	59431-31G10	COVER, FRONT DISC LH	1	
12	09111-06085	BOLT (6X12)	4	
13	55110-11H00	TIRE, FRONT (AT25X8-12)	2	
14	43130-24A00	VALVE ASSY, WHEEL RIM (TR412)	2	

FIG.90

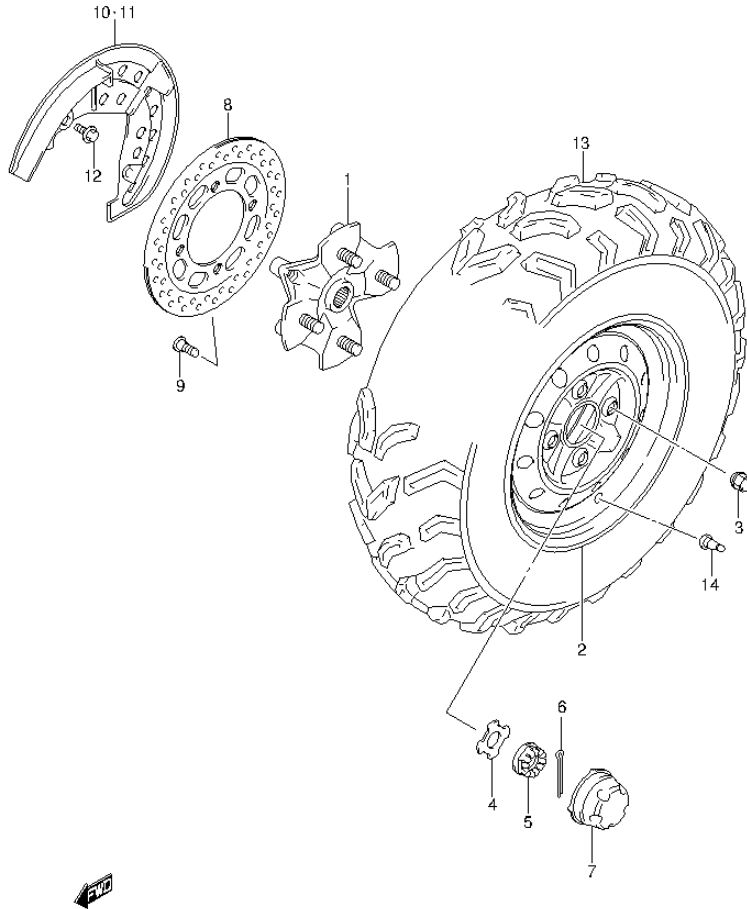


FIG.90 (1-H-13) FRONT WHEEL (LT-A500XL3 P28)

REF NO.	PART NO.	DESCRIPTION	Q'TY	REMARKS
1	54110-31G00	HUB, FRONT WHEEL	2	
2	55310-11H00-291	RIM, FRONT WHEEL (12X6.0AT) (BLACK)	2	
3	09140-10021	NUT	8	
4	64723-09F00	WASHER	2	
5	09141-18010	NUT	2	
6	04111-4035A	COTTER PIN	2	
7	54725-09F01	CAP, WHEEL CENTER	2	
8	59211-31G10	DISC, FRONT BRAKE	2	
9	09106-08160	BOLT (8X21)	8	
10	59231-31G10	COVER, FRONT DISC RH	1	
11	59431-31G10	COVER, FRONT DISC LH	1	
12	09111-06085	BOLT (6X12)	4	
13	55110-11H00	TIRE, FRONT (AT25X8-12)	2	
14	43130-24A00	VALVE ASSY, WHEEL RIM (TR412)	2	

FIG.91

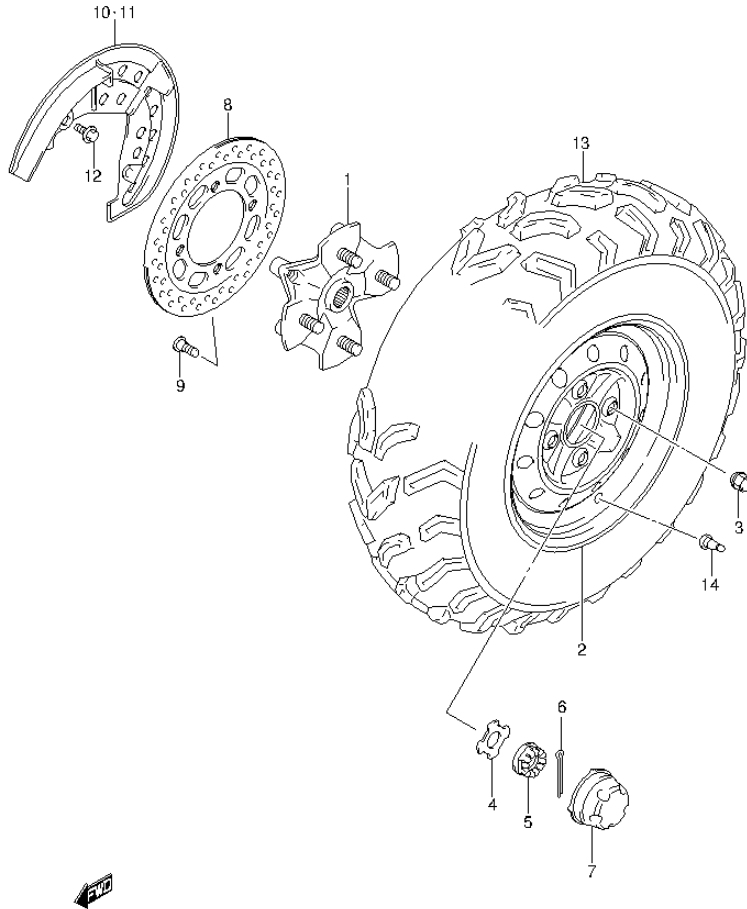


FIG.91 (1-H-14) FRONT WHEEL (LT-A500XL3 P33)

REF NO.	PART NO.	DESCRIPTION	Q'TY	REMARKS
1	54110-31G00	HUB, FRONT WHEEL	2	
2	55310-11H00-291	RIM, FRONT WHEEL (12X6.0AT) (BLACK)	2	
3	09140-10021	NUT	8	
4	64723-09F00	WASHER	2	
5	09141-18010	NUT	2	
6	04111-4035A	COTTER PIN	2	
7	54725-09F01	CAP, WHEEL CENTER	2	
8	59211-31G10	DISC, FRONT BRAKE	2	
9	09106-08160	BOLT (8X21)	8	
10	59231-31G10	COVER, FRONT DISC RH	1	
11	59431-31G10	COVER, FRONT DISC LH	1	
12	09111-06085	BOLT (6X12)	4	
13	55110-11H00	TIRE, FRONT (AT25X8-12)	2	
14	43130-24A00	VALVE ASSY, WHEEL RIM (TR412)	2	

FIG.92

FIG.92 (1-H-15) FRONT DRIVE SHAFT

REF NO.	PART NO.	DESCRIPTION	Q'TY	REMARKS
1	54901-31G40	SHAFT ASSY, FRONT DRIVE	2	
2	54933-31G12	.JOINT SET	2	
3	54931-31G12	..BOOT SET, INNER	2	
4	54925-19B01	...CIRCLIP	2	
5	54930-31G13	.BOOT SET, OUTER	2	
6	54903-31G00	PROTECTOR, DRIVE SHAFT RH	1	
7	54904-31G00	PROTECTOR, DRIVE SHAFT LH	1	
8	09111-06085	BOLT (6X12)	4	

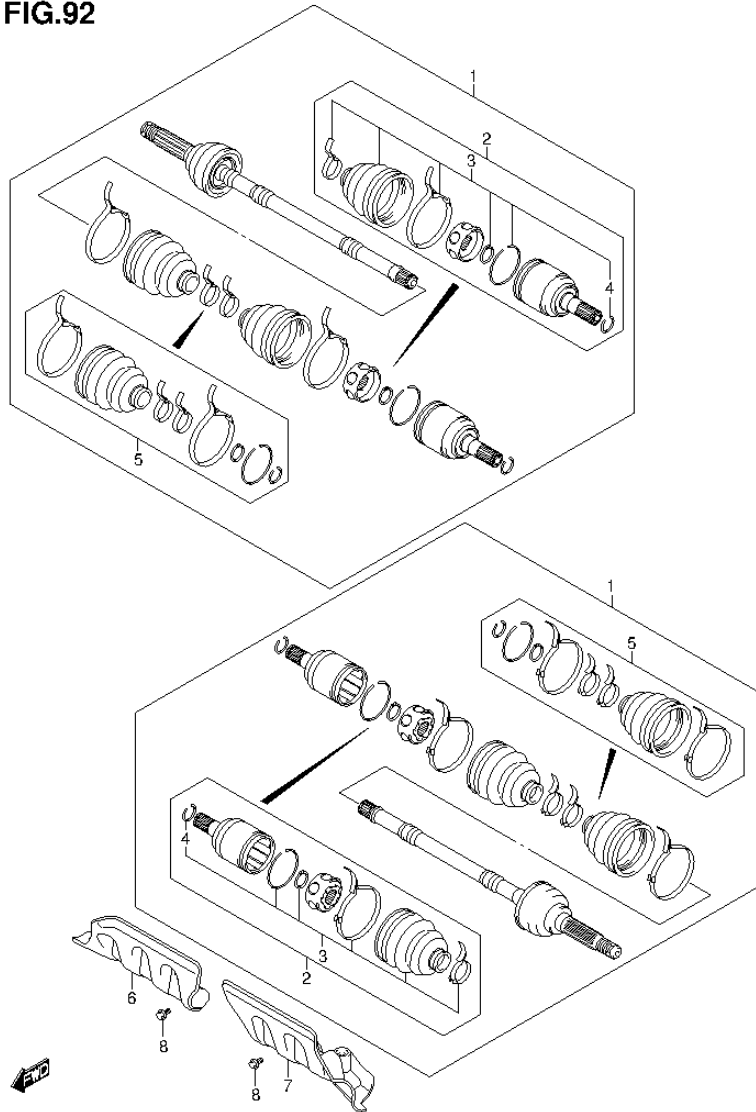


FIG.93

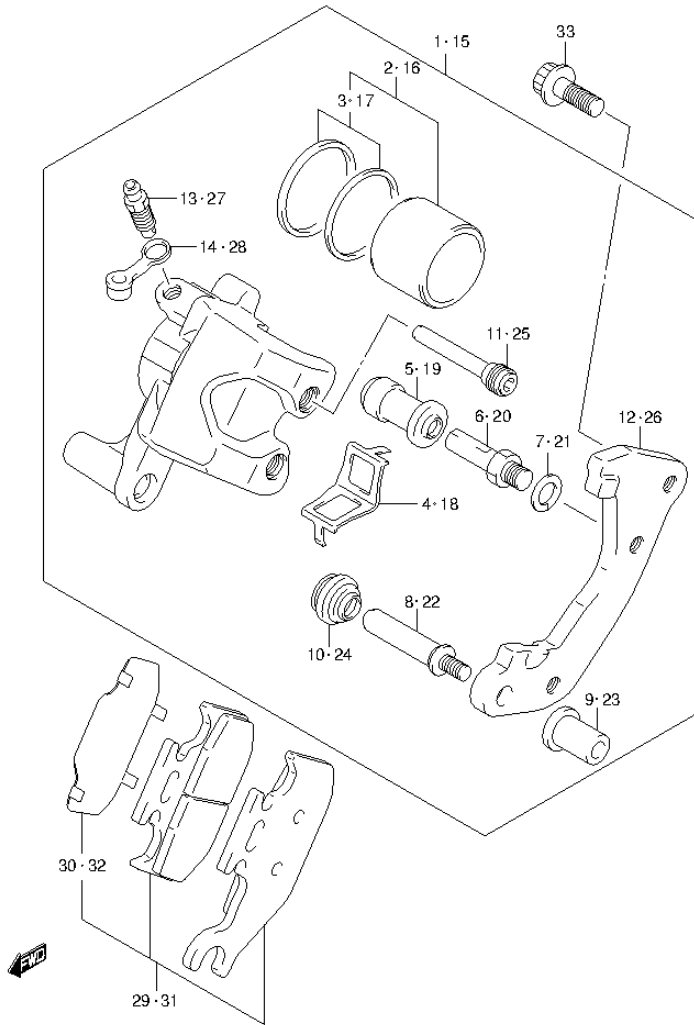


FIG.93 (1-I-2) FRONT CALIPER

REF NO.	PART NO.	DESCRIPTION	Q'TY	REMARKS
1	59100-31G00-999	CALIPER ASSY, FRONT RH	1	
2	59300-13810	.PISTON SET	1	
3	69100-13820	..SEAL SET, PISTON	1	
4	59315-27C00	.SPRING, PAD	1	
5	59386-13A00	.BOOT	1	
6	59382-13A00	.PIN	1	
7	59314-13A00	.WASHER	1	
8	59387-00B20	.PIN	1	
9	59388-00B20	.NUT	1	
10	59303-14500	.BOOT	1	
11	59145-39D00	.PIN, HANGER	2	
12	59151-31G00	.BRACKET, RH	1	
13	59121-01A00	.BLEEDER	1	
14	59122-01A00	.CAP	1	
15	59300-31G01-999	CALIPER ASSY, FRONT LH	1	
16	59300-13810	.PISTON SET	1	
17	69100-13820	..SEAL SET, PISTON	1	
18	59315-27C00	.SPRING, PAD	1	
19	59386-13A00	.BOOT	1	
20	59382-13A00	.PIN	1	
21	59314-13A00	.WASHER	1	
22	59387-00B20	.PIN	1	
23	59388-00B20	.NUT	1	
24	59303-14500	.BOOT	1	
25	59145-39D00	.PIN, HANGER	2	
26	59351-31G00	.BRACKET, LH	1	
27	59121-01A00	.BLEEDER	1	
28	59122-01A00	.CAP	1	
29	59100-31850	PAD & SHIM SET RH	1	
30	69132-28C00	.SHIM	1	
31	59100-31860	PAD & SHIM SET LH	1	
32	69132-28C00	.SHIM	1	
33	09106-08176	BOLT (8X20)	4	

FIG.94

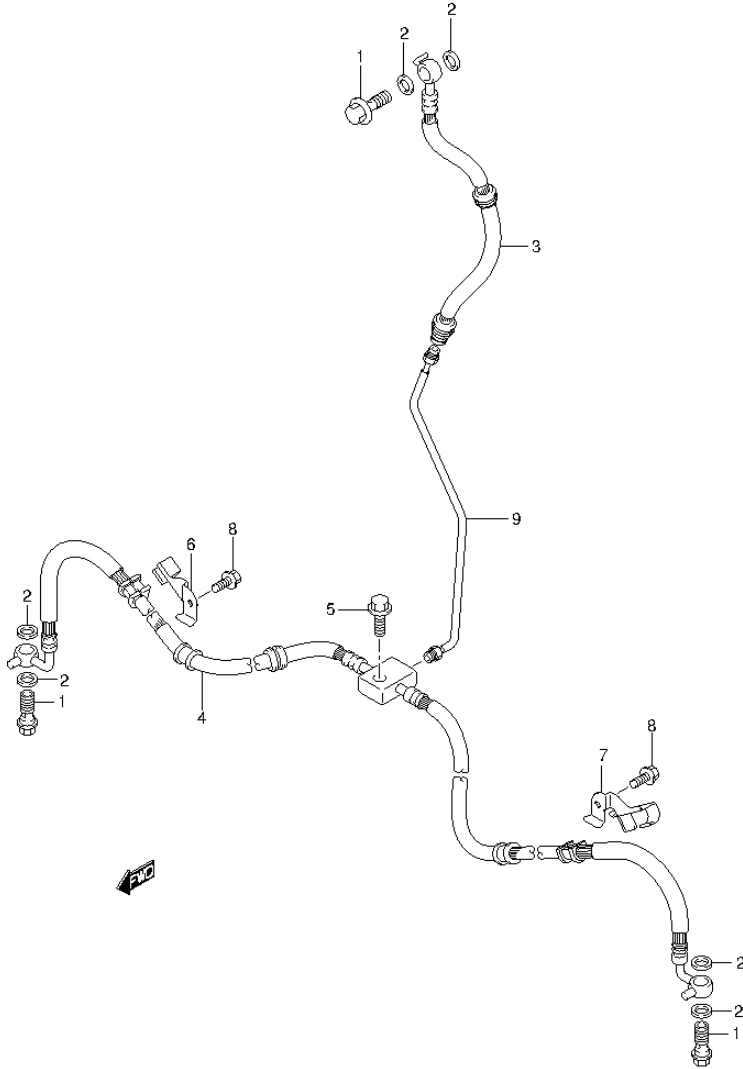


FIG.94 (1-1-3) FRONT BRAKE HOSE

REF NO.	PART NO.	DESCRIPTION	Q'TY	REMARKS
1	09360-10062	UNION	3	
2	09161-10009	WASHER (10X15X1.5)	6	
3	59480-31G40	HOSE, FRONT BRAKE NO.1	1	
4	59240-31G50	HOSE, FRONT BRAKE NO.2 RH	1	
5	01550-0625A	BOLT	1	
6	59261-31G00	CLAMP, HOSE NO.2 RH	1	
7	59271-31G00	CLAMP, HOSE NO.2 LH	1	
8	01550-0616A	BOLT	2	
9	59250-31G00	PIPE, FRONT BRAKE	1	

FIG.95

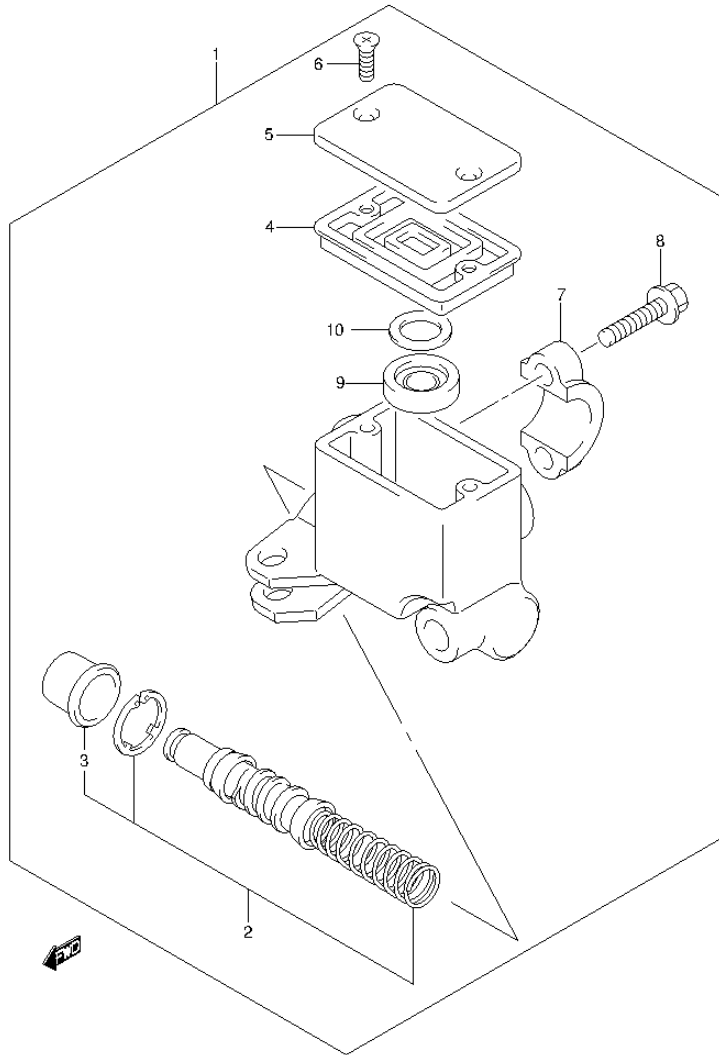


FIG.95 (1-I-4) FRONT MASTER CYLINDER

REF NO.	PART NO.	DESCRIPTION	Q'TY	REMARKS
1	59600-12D10	CYLINDER ASSY, FRONT MASTER	1	
2	59600-45850	.PISTON/CUP SET	1	
3	59666-44300	..BOOT	1	
4	59667-44B00	.DIAPHRAGM	1	
5	69669-24A01	.CAP	1	
6	69689-49300	.SCREW, CAP	2	
7	59671-36500	.HOLDER	1	
8	59675-02FA0	.BOLT	2	
9	59748-15400	.SEPARATOR	1	
10	59749-15400	.PLATE	1	

FIG.96

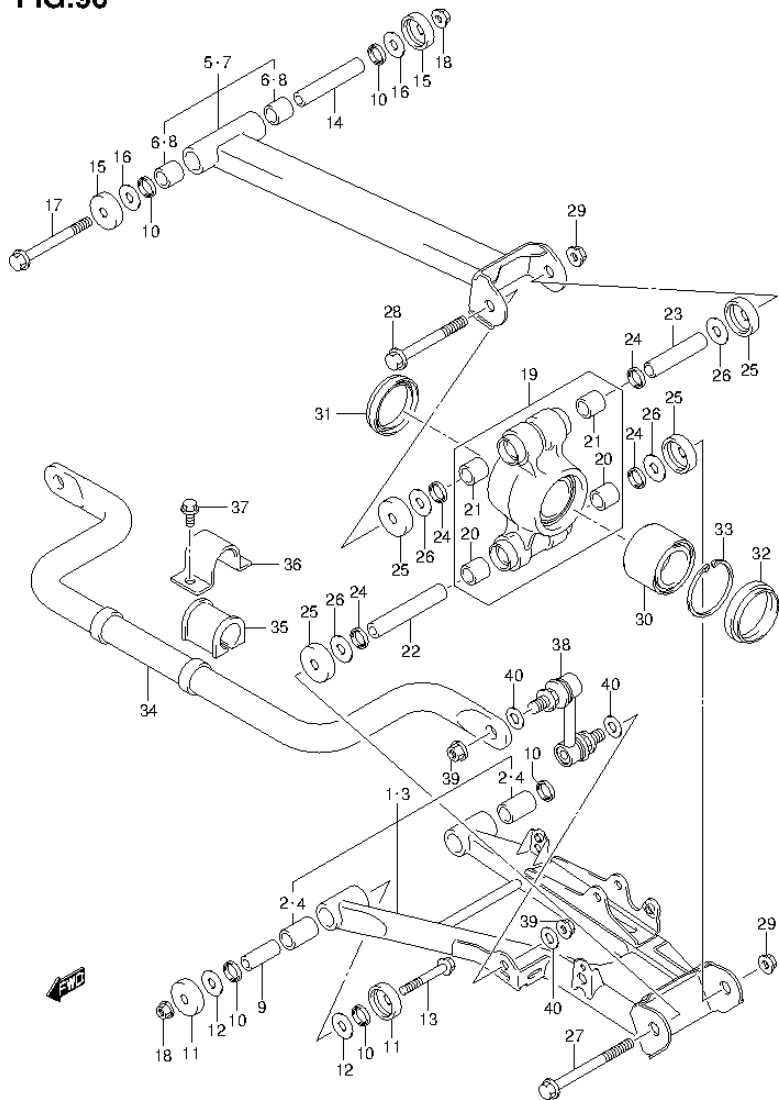


FIG.96 (1-1-5) REAR SUSPENSION ARM

REF NO.	PART NO.	DESCRIPTION	Q'TY	REMARKS
1	61510-31821	ARM SET, RR SUSPENSION LOWER RH	1	
2	51236-31G00	.BUSH, RR SPNSN ARM LOWER	2	
3	61520-31821	ARM SET, RR SUSPENSION LOWER LH	1	
4	51236-31G00	.BUSH, RR SPNSN ARM LOWER	2	
5	61530-31830	ARM SET, RR SUSPENSION UPPER RH	1	
6	51236-31G00	.BUSH, RR SPNSN ARM UPPER	2	
7	61540-31830	ARM SET, RR SUSPENSION UPPER LH	1	
8	51236-31G00	.BUSH, RR SPNSN ARM UPPER	2	
9	61552-31G10	SPACER, RR SPNSN ARM LOWER	4	
10	52454-45G00	SEAL	12	
11	51255-18900	SEAL, RR SPNSN ARM LOWER	8	
12	08211-10281	WASHER	8	
13	09103-10392	BOLT (10X70)	4	
14	61554-31G00	SPACER, RR SPNSN ARM UPPER	2	
15	51255-31G00	SEAL, RR SPNSN ARM UPPER	4	
16	08211-10281	WASHER	4	
17	09103-10388	BOLT (10X120)	2	
18	09159-10115	NUT	6	
19	61600-11820	KNUCKLE SET, RR SUSPENSION	2	
20	51236-31G00	.BUSH, RR KNUCKLE	4	
21	61551-31G10	.BUSH, RR KNUCKLE UPPER	4	
22	61554-31G00	SPACER, RR KNUCKLE LOWER	2	
23	61553-31G10	SPACER, RR KNUCKLE UPPER	2	
24	52454-45G00	SEAL	8	
25	51255-18900	SEAL, RR KNUCKLE DUST	8	

FIG.96

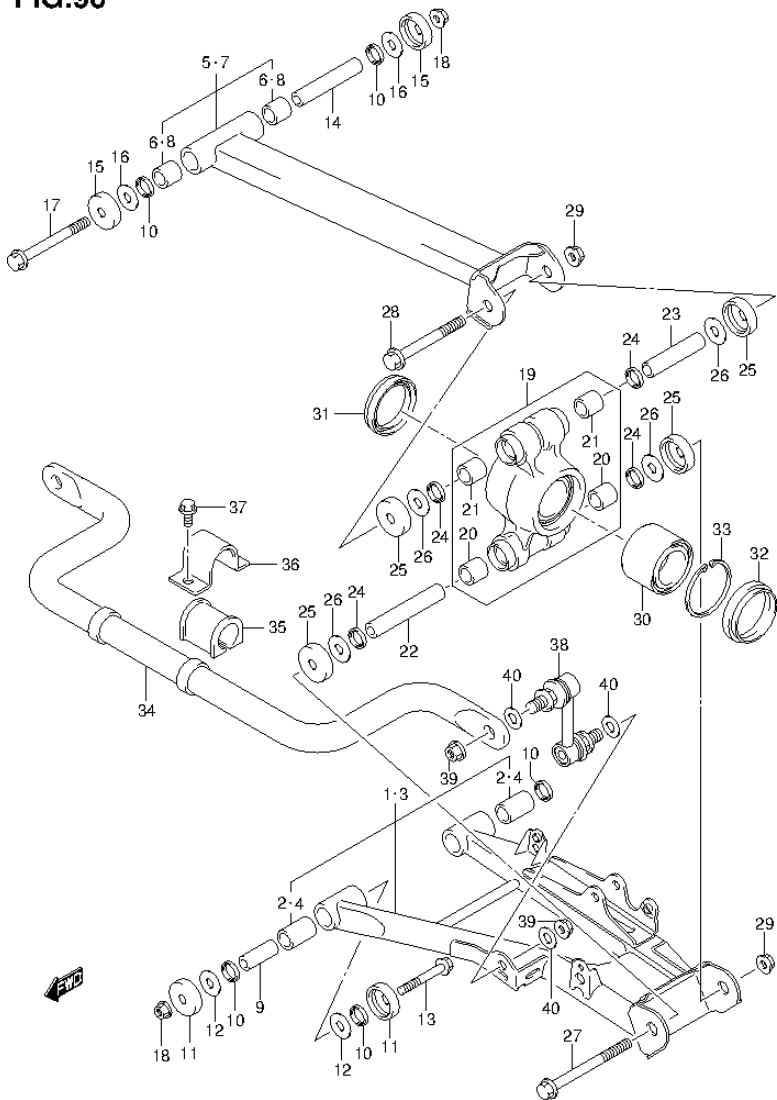


FIG.96 (1-I-6) REAR SUSPENSION ARM

REF NO.	PART NO.	DESCRIPTION	Q'TY	REMARKS
26	08211-10281	WASHER	8	
27	09103-10388	BOLT (10X120)	2	
28	09103-10387	BOLT (10X96)	2	
29	09159-10115	NUT	4	
30	43440-58J00	BEARING, RR HUB	2	
31	61615-31G00	SEAL, REAR HUB INNER DUST	2	
32	61616-31G00	SEAL, REAR HUB OUTER DUST	2	
33	08331-4162A	CLIP	2	
34	61651-31G10	BAR, RR STABILIZER	1	
35	61652-31G20	BUSH, RR STABILIZER	2	
36	42415-66D00	BRACKET, STABILIZER BAR MOUNT	2	
37	09103-08283	BOLT (8X16)	4	
38	61660-31G20	JOINT, RR STABILIZER	2	
39	09159-10223	NUT	4	
40	09160-10039	WASHER (10.5X22X2.3)	6	

FIG.97

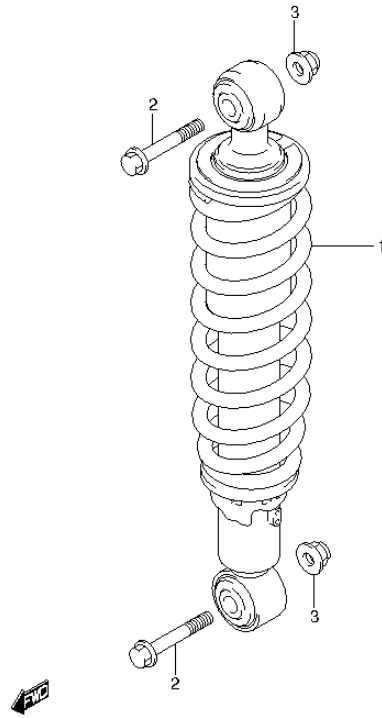


FIG.97 (1-I-7) REAR SHOCK ABSORBER

REF NO.	PART NO.	DESCRIPTION	Q'TY	REMARKS
1	62100-11H10-019	ABSORBER ASSY, REAR SHOCK (BLACK)	2	
2	09103-10385	BOLT (10X48)	4	
3	09159-10115	NUT	4	

FIG.98

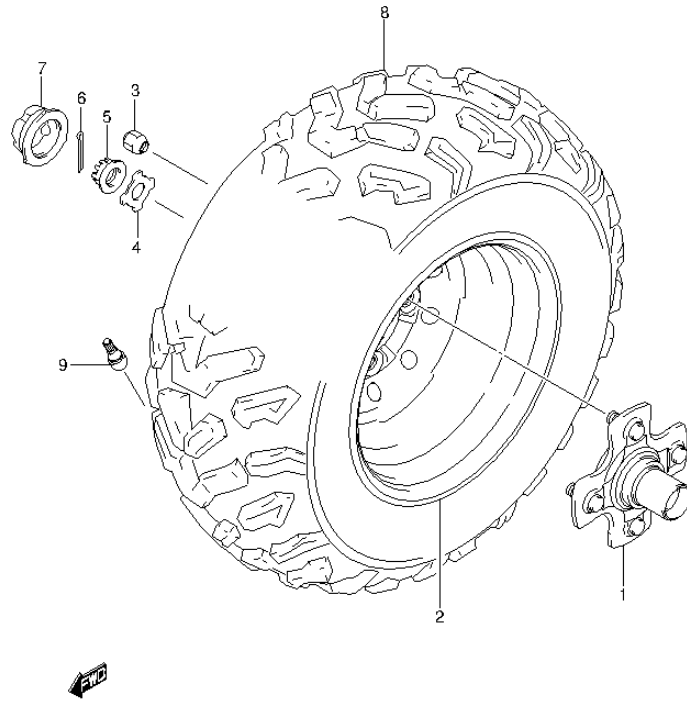


FIG.98 (1-1-8) RIGHT REAR WHEEL (LT-A500XL3 P28)

REF NO.	PART NO.	DESCRIPTION	Q'TY	REMARKS
1	64110-31G01	HUB, REAR WHEEL	1	
2-1	65310-11H00-291	RIM, REAR WHEEL (12X7.5AT) (BLACK)	1	FOR YT9,YLG
2-2	65310-11H00-YUM	RIM, REAR WHEEL (12X7.5AT) (SILVER)	1	FOR YU1,YPW,YLZ
3	09140-10021	NUT	4	
4	64723-03G00	WASHER	1	
5	09141-20008	NUT	1	
6	04111-4035A	COTTER PIN	1	
7	54725-09F01	CAP, WHEEL CENTER	1	
8	65110-11H00	TIRE, REAR (AT25X10-12)	1	
9	43130-24A00	VALVE ASSY, WHEEL RIM (TR412)	1	

FIG.99

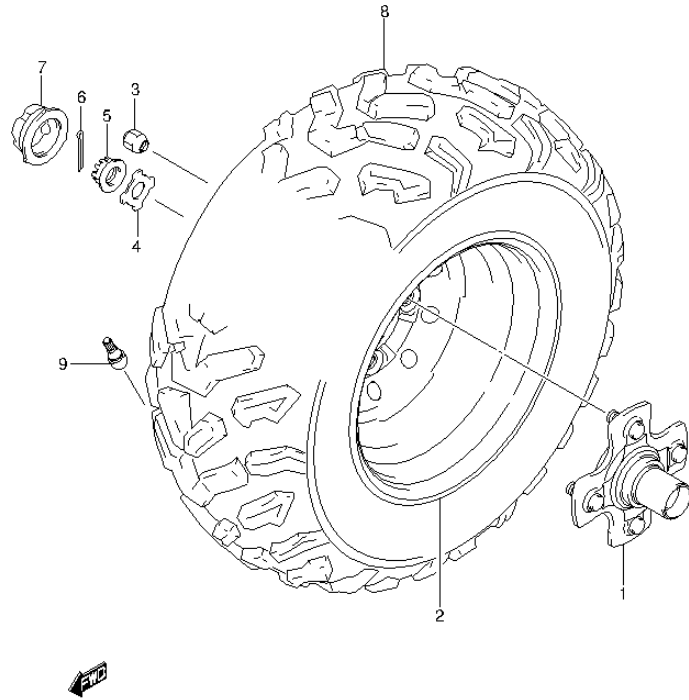


FIG.99 (1-I-9) RIGHT REAR WHEEL (LT-A500XL3 P33)

REF NO.	PART NO.	DESCRIPTION	Q'TY	REMARKS
1	64110-31G01	HUB, REAR WHEEL	1	
2-1	65310-11H00-291	RIM, REAR WHEEL (12X7.5AT) (BLACK)	1	FOR YT9,YLG
2-2	65310-11H00-YUM	RIM, REAR WHEEL (12X7.5AT) (SILVER)	1	FOR YU1,YPW,YLZ
3	09140-10021	NUT	4	
4	64723-03G00	WASHER	1	
5	09141-20008	NUT	1	
6	04111-4035A	COTTER PIN	1	
7	54725-09F01	CAP, WHEEL CENTER	1	
8	65110-11H00	TIRE, REAR (AT25X10-12)	1	
9	43130-24A00	VALVE ASSY, WHEEL RIM (TR412)	1	

FIG.100

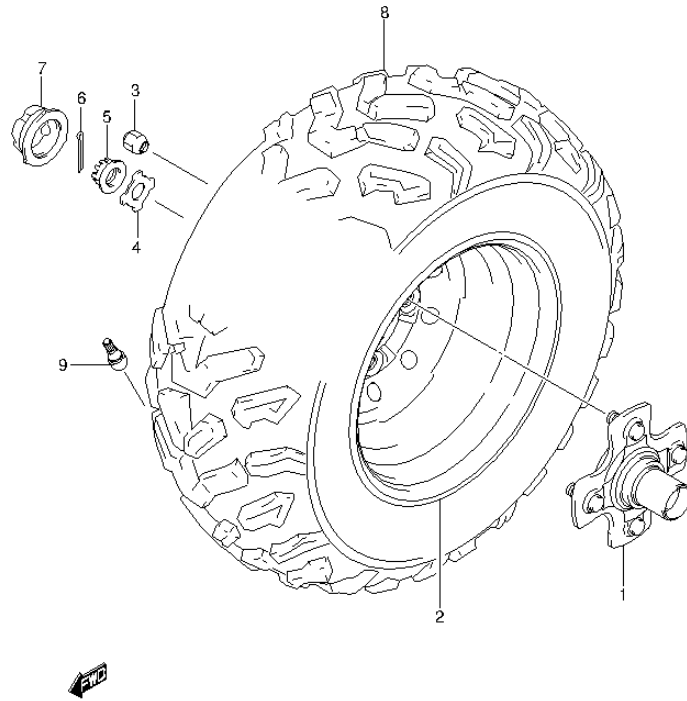


FIG.100 (1-I-10) RIGHT REAR WHEEL (LT-A500XZL3 P28)

REF NO.	PART NO.	DESCRIPTION	Q'TY	REMARKS
1	64110-31G01	HUB, REAR WHEEL	1	
2	65310-11H00-291	RIM, REAR WHEEL (12X7.5AT) (BLACK)	1	
3	09140-10021	NUT	4	
4	64723-03G00	WASHER	1	
5	09141-20008	NUT	1	
6	04111-4035A	COTTER PIN	1	
7	54725-09F01	CAP, WHEEL CENTER	1	
8	65110-11H00	TIRE, REAR (AT25X10-12)	1	
9	43130-24A00	VALVE ASSY, WHEEL RIM (TR412)	1	

FIG.101

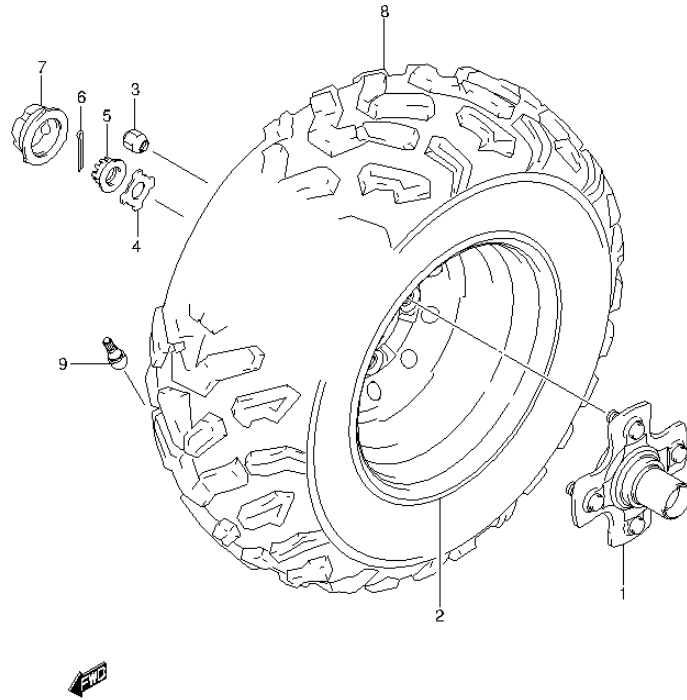


FIG.101 (1-I-11) RIGHT REAR WHEEL (LT-A500XZL3 P33)

REF NO.	PART NO.	DESCRIPTION	Q'TY	REMARKS
1	64110-31G01	HUB, REAR WHEEL	1	
2	65310-11H00-291	RIM, REAR WHEEL (12X7.5AT) (BLACK)	1	
3	09140-10021	NUT	4	
4	64723-03G00	WASHER	1	
5	09141-20008	NUT	1	
6	04111-4035A	COTTER PIN	1	
7	54725-09F01	CAP, WHEEL CENTER	1	
8	65110-11H00	TIRE, REAR (AT25X10-12)	1	
9	43130-24A00	VALVE ASSY, WHEEL RIM (TR412)	1	

FIG.102

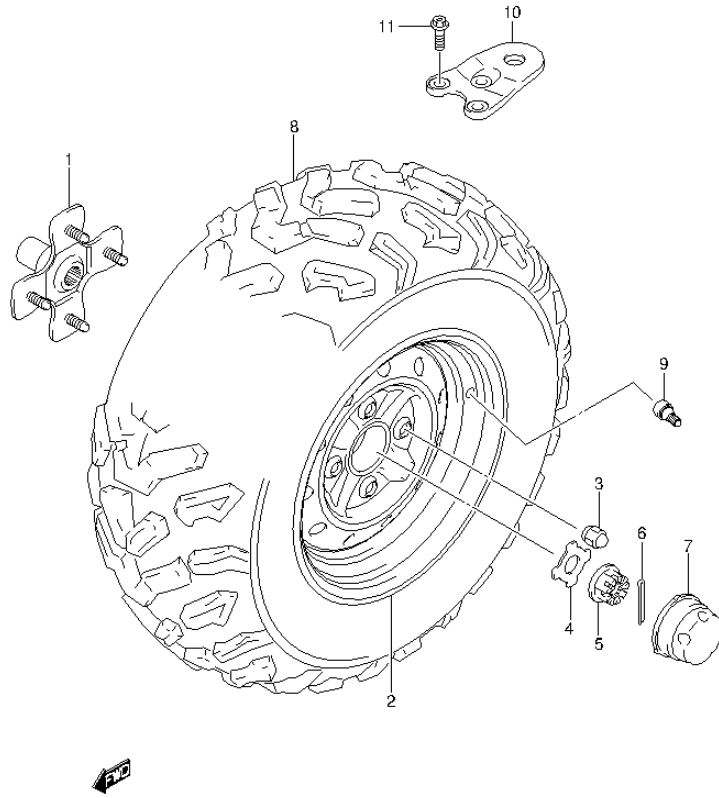


FIG.102 (1-I-12) LEFT REAR WHEEL (LT-A500XL3 P28)

REF NO.	PART NO.	DESCRIPTION	Q'TY	REMARKS
1	64110-31G01	HUB, REAR WHEEL LH	1	
2-1	65310-11H00-291	RIM, REAR WHEEL (12X7.5AT) (BLACK)	1	FOR YT9,YLG
2-2	65310-11H00-YUM	RIM, REAR WHEEL (12X7.5AT) (SILVER)	1	FOR YU1,YPW,YLZ
3	09140-10021	NUT	4	
4	64723-03G00	WASHER	1	
5	09141-20008	NUT	1	
6	04111-4035A	COTTER PIN	1	
7	54725-09F01	CAP, WHEEL CENTER	1	
8	65110-11H00	TIRE, REAR (AT25X10-12)	1	
9	43130-24A00	VALVE ASSY, WHEEL RIM (TR412)	1	
10	95211-31G00	PLATE, TRAILER TOW	1	
11	09103-10366	BOLT (10X30)	3	

FIG.103

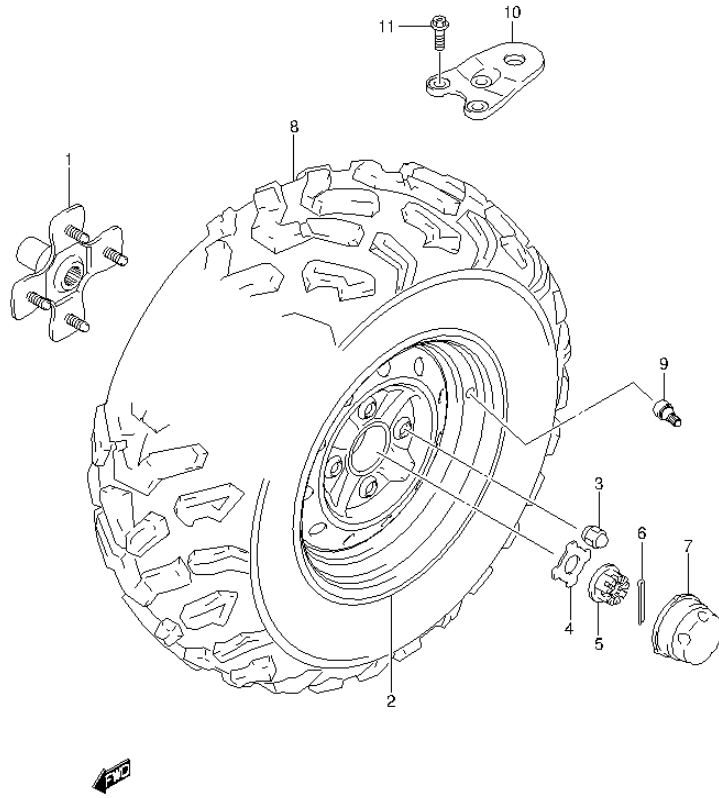


FIG.103 (1-I-13) LEFT REAR WHEEL (LT-A500XL3 P33)

REF NO.	PART NO.	DESCRIPTION	Q'TY	REMARKS
1	64110-31G01	HUB, REAR WHEEL LH	1	
2-1	65310-11H00-291	RIM, REAR WHEEL (12X7.5AT) (BLACK)	1	FOR YT9,YLG
2-2	65310-11H00-YUM	RIM, REAR WHEEL (12X7.5AT) (SILVER)	1	FOR YU1,YPW,YLZ
3	09140-10021	NUT	4	
4	64723-03G00	WASHER	1	
5	09141-20008	NUT	1	
6	04111-4035A	COTTER PIN	1	
7	54725-09F01	CAP, WHEEL CENTER	1	
8	65110-11H00	TIRE, REAR (AT25X10-12)	1	
9	43130-24A00	VALVE ASSY, WHEEL RIM (TR412)	1	
10	95211-31G00	PLATE, TRAILER TOW	1	
11	09103-10366	BOLT (10X30)	3	

FIG.104

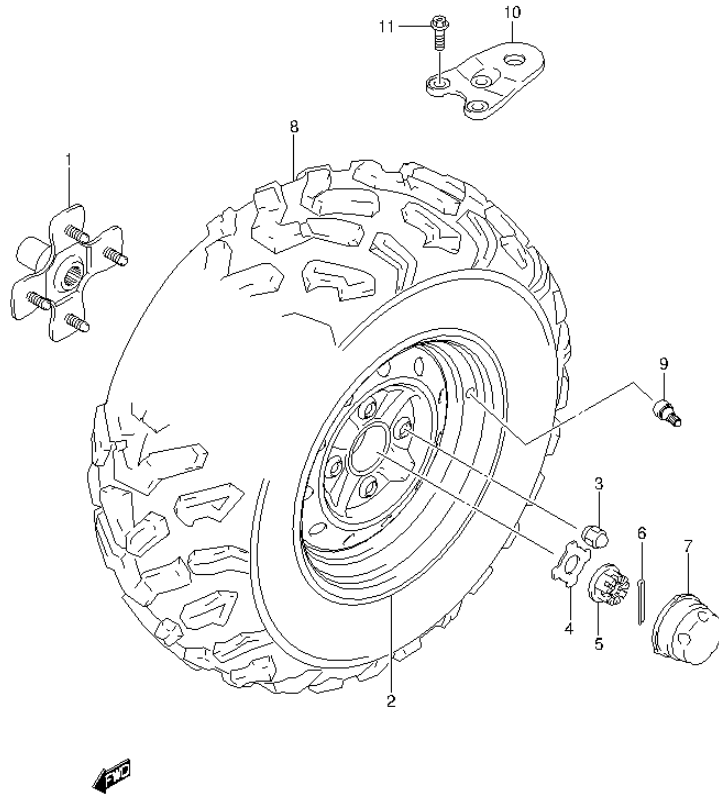


FIG.104 (1-I-14) LEFT REAR WHEEL (LT-A500XL3 P28)

REF NO.	PART NO.	DESCRIPTION	Q'TY	REMARKS
1	64110-31G01	HUB, REAR WHEEL LH	1	
2	65310-11H00-291	RIM, REAR WHEEL (12X7.5AT) (BLACK)	1	
3	09140-10021	NUT	4	
4	64723-03G00	WASHER	1	
5	09141-20008	NUT	1	
6	04111-4035A	COTTER PIN	1	
7	54725-09F01	CAP, WHEEL CENTER	1	
8	65110-11H00	TIRE, REAR (AT25X10-12)	1	
9	43130-24A00	VALVE ASSY, WHEEL RIM (TR412)	1	
10	95211-31G00	PLATE, TRAILER TOW	1	
11	09103-10366	BOLT (10X30)	3	

FIG.105

FIG.105 (1-I-15) LEFT REAR WHEEL (LT-A500XL3 P33)

REF NO.	PART NO.	DESCRIPTION	Q'TY	REMARKS
1	64110-31G01	HUB, REAR WHEEL LH	1	
2	65310-11H00-291	RIM, REAR WHEEL (12X7.5AT) (BLACK)	1	
3	09140-10021	NUT	4	
4	64723-03G00	WASHER	1	
5	09141-20008	NUT	1	
6	04111-4035A	COTTER PIN	1	
7	54725-09F01	CAP, WHEEL CENTER	1	
8	65110-11H00	TIRE, REAR (AT25X10-12)	1	
9	43130-24A00	VALVE ASSY, WHEEL RIM (TR412)	1	
10	95211-31G00	PLATE, TRAILER TOW	1	
11	09103-10366	BOLT (10X30)	3	

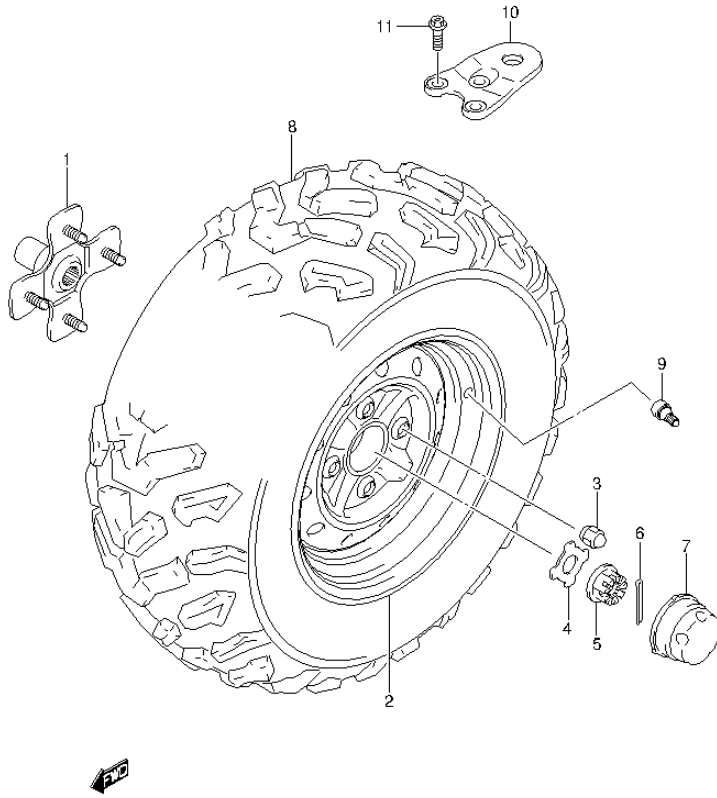


FIG.106

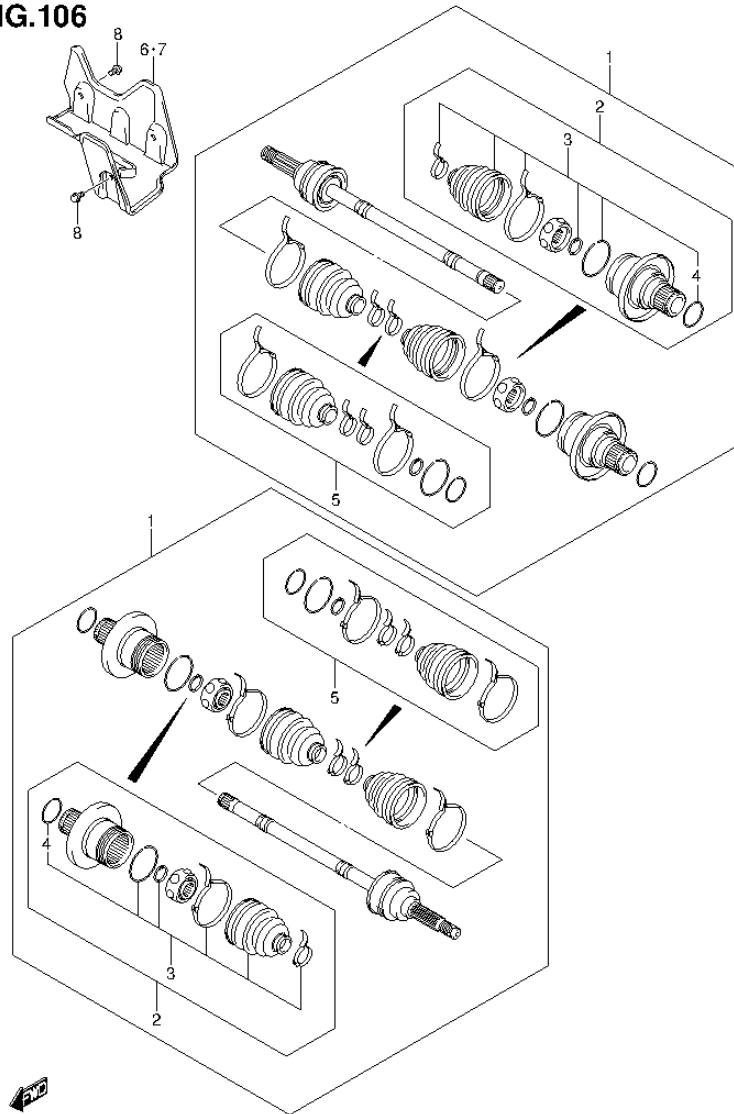
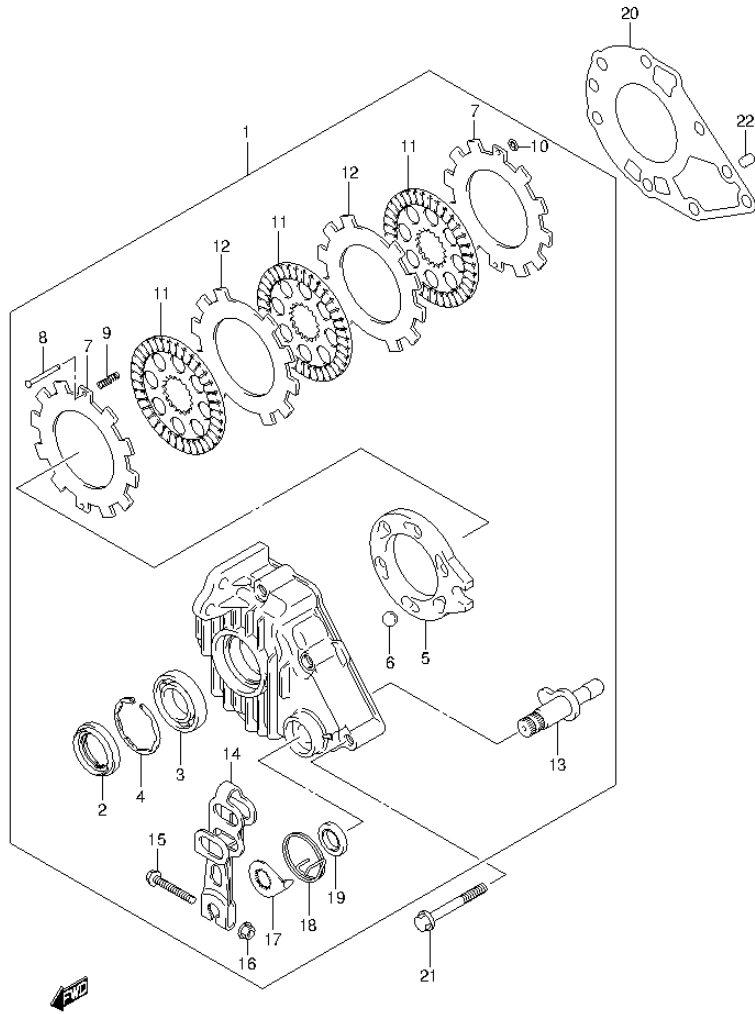


FIG.106 (1-J-2) REAR DRIVE SHAFT

REF NO.	PART NO.	DESCRIPTION	Q'TY	REMARKS
1	64901-31G40	SHAFT ASSY, REAR DRIVE	2	
2	64933-31G11	.JOINT SET	2	
3	64931-31G11	..BOOT SET, INNER	2	
4	54925-31G01	...CIRCLIP	2	
5	64930-31G12	.BOOT SET, OUTER	2	
6	64903-31G00	PROTECTOR, RR DRIVE SHAFT RH	1	
7	64904-31G00	PROTECTOR, RR DRIVE SHAFT LH	1	
8	09111-06085	BOLT (6X12)	6	

FIG.107

FIG.107 (1-J-3) REAR BRAKE ASSY



REF NO.	PART NO.	DESCRIPTION	Q'TY	REMARKS
1	64200-31G20	BRAKE ASSY, REAR	1	
2	09283-34008	.OIL SEAL (34X52X9)	1	
3	08113-60050	.BEARING	1	
4	64215-31G00	.CIRCLIP, RR BRAKE CASE	1	
5	64292-31G00	.PLATE, PRESSURE	1	
6	64295-31G00	.BALL	6	
7	64293-31G00	.PLATE, SIDE	2	
8	64297-31G00	.PIN, SIDE PLATE	2	
9	64296-31G00	.SPRING, SIDE PLATE	2	
10	64298-31G00	.NUT, SIDE PLATE	2	
11	64420-31G00	.PLATE, FRICTION	3	
12	64294-31G00	.PLATE, SEPARATOR	2	
13	64440-31G01	.CAM, REAR BRAKE	1	
14	64451-31G10	.LEVER, RR BRAKE CAM	1	
15	64455-31G00	.BOLT, RR BRAKE CAM LEVER	1	
16	64456-31G00	.NUT, RR BRAKE CAM LEVER	1	
17	64492-31G00	.PLATE, BRAKE LINING INDICATOR	1	
18	64484-31G00	.SPRING, RR BRAKE CAM LEVER	1	
19	64443-31G01	.SEAL, RR BRAKE CAM	1	
20	64124-31G00	GASKET, RR BRAKE CASE	1	
21	09103-08332	BOLT (8X53)	7	
22	09261-09002	PIN (9X10)	2	

FIG.108

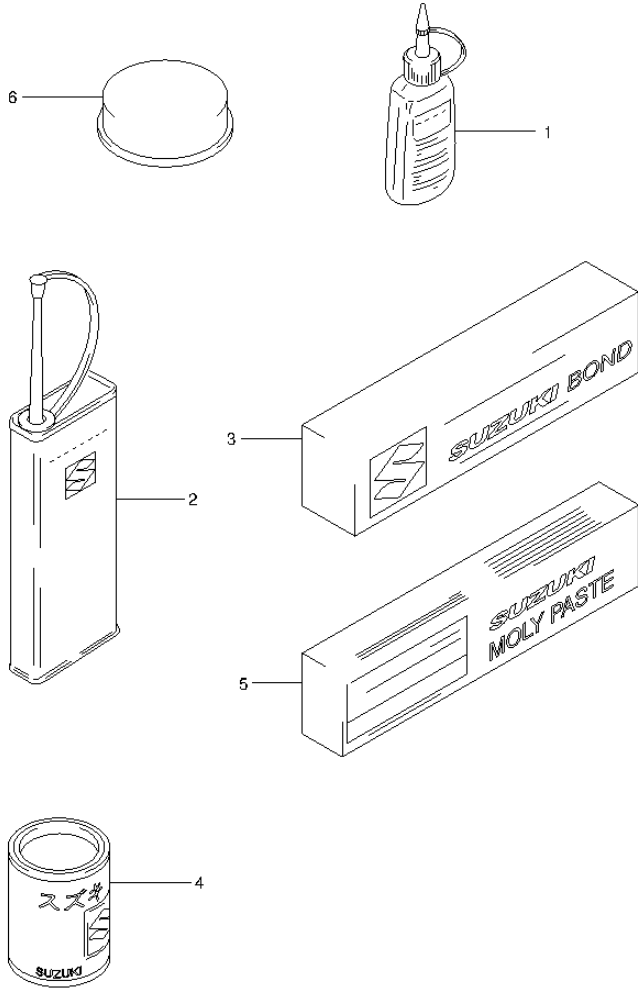


FIG.108 (1-J-4) OPTIONAL

REF NO.	PART NO.	DESCRIPTION	Q'TY	REMARKS
1-1	99000-32030	THREAD LOCK SUPER (1300B)	1	50G
1-2	99000-32050	THREAD LOCK, SUPER (1342)	1	50G
1-3	99000-32100	THREAD LOCK, SUPER (1305)	1	50G
1-4	99000-32020	THREAD LOCK SUPER (1333B)	1	50G
1-5	99000-32130	THREAD LOCK, SUPER (1360)	1	50G
2	99000-32040	THREAD LOCK CEMENT	1	200G
3-1	99000-31140	SUZUKI BOND (1207B) (BLACK)	1	100G
3-2	99000-31110	SUZUKI BOND (1215)	1	100G
4	99000-25030	SUZUKI SUPER GREASE	1	150G
5	99000-25140	SUZUKI MOLY PASTE	1	50G
6	99000-25110	SUZUKI PBC GREASE	1	20G

PART NO.	FIG.NO.-REF.NO.	PART NO.	FIG.NO.-REF.NO.	PART NO.	FIG.NO.-REF.NO.	
10000		12161-11H00	7-2	14181-18C00	1-8	
		12200-11H00	7-1		15-2	
		12210-11H00	7-3	14184-07G00	15-18	
		12220-11H00	7-4	14185-07G00	15-19	
		12261-11H00	7-5	14310-11H00	15-5	
	11100-11H10	2-1	12359-31G00	14-3	14424-07G01	15-12
	11115-14D71	2-7	12600-11810	8-1	14770-11H00	15-6
	11141-31H00	1-2	12611-11H00	8-4	14771-13E00	15-10
		2-8	12612-31G00	8-6	14850-11H00	15-7
	11175-47D00	2-17	12650-11H00	9-1	14852-11H00	15-8
	11177-14D01	1-3	12661-31G01	7-13	14880-31G00	15-17
		2-18	12664-31G00	7-14	15100-31G21	17-1
	11211-31H00-0F0	3-1	12666-11H00	9-2	15710-11H00	12-6
	11241-11H00	1-4	12710-31H00	10-1	15717-16G00	12-7
		3-2	12741-09F00	10-2	15722-29G00	12-8
	11301-11870	4-1	12747-44B00	10-4	15731-31G00	12-9
	11341-11H00	5-1	12760-09F00	11-1	15810-31G01	17-2
	11342-11H00	5-6	12771-11H00	11-2	15815-35F00	17-3
11350-11H10	5-19	12811-09F00	11-3	16321-11H00	9-10	
11370-11H00	5-10	12812-32400	11-4	16331-31H00	16-3	
11375-31G00	5-18	12830-32E00	11-6	16400-11H00	16-1	
11380-11H00	5-15	12837-24A10	1-7	16510-07J00	16-8	
11385-11H00	6-1		11-7	16520-32E00	16-7	
11386-31G00	6-2	12840-31H00	10-7	16591-06B01	16-9	
11387-31G00	6-3	12842-17C50	10-8	17400-11H10	18-1	
11388-31G10	6-4		10-11	17415-20920	18-8	
11389-09F50	6-5	12843-27A00	10-9	17418-11H00	18-5	
11397-31G00	6-6		10-12	17432-07G00	18-6	
11398-31G00	6-7	12850-31H00	10-10	17432-11H00	18-12	
11399-31G00	6-8	12861-14D50	10-13	17435-33400	18-10	
11400-11830	1-1	12911-14D10	10-17	17461-48G00	18-4	
11482-11H00	1-5	12912-14D01	10-18	17470-02F01	18-3	
	5-2	12921-03G00	10-19	17482-03G00	18-7	
11483-11H00	1-6	12931-27A20	10-20	17491-11H00	18-2	
	5-20	12932-27A00	10-21	17661-31G00	2-24	
11484-11H00	5-11	12933-81400	10-22	17670-06G60	2-26	
11485-31G00	5-12	13101-31H00	2-21	17680-50F00	19-13	
11486-11H00	5-16	13400-31H00	12-1		20-13	
11487-11H00	5-13	13520-31G00	12-2		21-13	
11487-31G10	6-9	13578-31G00	12-4		22-13	
11488-11H00	5-7	13601-13G00	12-3	17689-50F00	19-14	
11488-31G10	6-10	13602-06128	12-5		20-14	
11651-31G10	4-17	13650-10G00	2-31		21-14	
11653-11H01	2-27	13700-11H20	13-1		22-14	
11654-31G00	2-28	13780-31G30	13-2	17710-31G20	19-1	
11655-31G03	2-29	13831-31G00	13-3		20-1	
11971-09F50	5-24	13853-31G00	13-4		21-1	
12111-31H00-0F0	7-20	13878-09F00	13-5		22-1	
12140-03G20	7-21	13881-11H01	13-6	17730-14G00	19-2	
12151-24A00	7-22	14100-11H00	15-1		20-2	

PART NO.	FIG.NO.-REF.NO.	PART NO.	FIG.NO.-REF.NO.	PART NO.	FIG.NO.-REF.NO.				
17760-09F00		21-2	21240-11H10	24-6	27157-31G10	29-3			
		22-2	21243-38F10	24-7	27170-31G20	29-4			
		19-6	21245-38F00	24-8	27191-31G00	28-5			
		20-6	21247-38F00	24-9	27192-31G10	29-6			
		21-6	21248-15F01	24-10	27200-73813	26-15			
		22-6	21249-15F00	24-11	27311-31G50	29-9			
	17765-09F00		19-7	21273-44D00	24-24	27311-31HA0	28-9		
			20-7	21431-11H00	24-12	27312-38F00	29-10		
			21-7	21471-38F10	24-13	27320-31G00	29-11		
			22-7	21481-14F00	24-14	27320-31HA0	28-10		
		17800-31G10		19-3	21500-11H10	24-25	27326-31810	29-12	
				20-3	21518-38F00	24-15	27327-31810	29-13	
				21-3	21519-38F10	24-16	27371-31HA0	28-11	
				22-3	21650-09F51	24-17	27381-31HA0	28-12	
			17820-07G10		19-5	24252-19F00	25-18	27400-31H00	28-7
					20-5	24551-31G00	25-38	27401-31HA0	28-13
					21-5	24561-31G20	25-31	27401-31HB0	28-14
				17851-31G00	23-1	24571-31G00	25-32	27401-31HC0	28-15
17852-31G00				23-2	24581-31G00	25-33	27403-31HA0	28-16	
17854-11H00				23-3	24741-20A00	24-26	27403-31HB0	28-17	
17900-44810				23-10	24741-21A00	9-8	27403-31HC0	28-18	
17910-31G00				23-7		25-2	27403-31HD0	28-19	
17931-02FA0				23-8		25-24	27403-31HE0	28-20	
17991-02F01				20-15	24911-11H00	26-1	27404-31HA0	28-21	
	22-15			24921-11H00	26-5	27405-31HA0	28-22		
17991-02F40	19-15			24935-03811	26-2	27405-31HB0	28-23		
	21-15			24945-03811	26-8	27405-31HD0	28-25		
18110-31G00	14-1			24961-31H00	26-6	27405-31HE0	28-26		
18810-31H20	81-9	24965-31G00		26-7	27406-31HA0	28-27			
	83-9	24971-11H00		26-9	27406-31HB0	28-28			
		24972-31G20		26-10	27406-31HC0	28-35			
		25240-31G00		27-2	27407-31HA0	28-29			
		25350-31G00	27-3	27407-31HB0	28-30				
		25355-35F01	27-4	27407-31HC0	28-31				
		25360-11H00	27-5	27409-31HA0	28-32				
		25381-11H00	27-7	27409-31HB0	28-33				
		25411-38A00	27-8	27410-31G50	29-7				
		25510-31G00	27-9	27421-31HA0	28-34				
		25540-31G00	27-10	27445-24810	29-14				
21100-11H00	24-20	27100-31G00	28-1	27445-31HA0	28-36				
21102-31G00	24-21	27130-31G10	26-11	27451-31G10	29-15				
	25-1	27130-31HA0	28-8	27451-31HA0	28-37				
21106-31G10	24-22	27141-31G00	26-13	27460-31G10	29-16				
21107-31G00	24-23	27151-31G30	28-2	27460-31HA0	28-38				
21110-11H00	24-1	27153-31G00	26-14	27491-31G00	29-38				
21120-11H00	24-2	27153-31G21	28-3	27491-38F00	28-45				
21124-15F00	24-3	27153-31G30	28-4	27590-31G00	26-17				
21125-11H50	24-4	27153-31G40	29-1	27592-31G00	26-18				
21210-11H00	24-5	27155-31G30	29-2	27592-31G10	29-5				

PART NO.	FIG.NO.-REF.NO.	PART NO.	FIG.NO.-REF.NO.	PART NO.	FIG.NO.-REF.NO.
27592-31G30	26-12	32800-42F00	32-5		36-5
27594-31G50	29-32	32920-31H60	32-12		37-5
27601-11H00	24-36	32980-31G00	32-13	35100-31G92-999	38-1
27911-31HA0	28-39	33410-19B10	32-7		39-1
27913-31HA0	28-40	33510-43010	32-9		40-1
27921-31HA0	28-41	33541-44D00	32-10		41-1
27940-31HA0	28-42	33542-38B00	32-11	35154-31300	38-10
27950-31HA0	28-43	33610-03G10	33-1		39-10
29111-11H01	25-3	33624-10D00	33-7		40-10
29120-31H00	25-25	33652-07G00	33-3		41-10
29131-31G00	25-4	33652-16G00	33-2	35157-31G90	38-3
29215-07G00	25-5	33810-11H00	33-4		38-7
	25-34	33820-31G00	33-6		39-3
29311-31G00	25-6	33860-31G10	33-8		39-7
29321-31G00	25-7	33960-06G10	32-14		40-3
29331-31G00	25-8	34100-11HA0	34-1		40-7
29332-31G00	25-9		36-1		41-3
	25-35	34100-11HB0	35-1		41-7
29411-31H00	25-10		37-1	35171-31GH1	38-6
29510-31G00	27-11	34111-31G30	34-4		39-6
29611-31G00	27-12		35-4		40-6
29612-31G00	27-13		36-4		41-6
29613-31G00	27-14		37-4	35171-31GM1	38-2
29620-31G11	27-15	34120-11HA0	34-2		39-2
			35-2		40-2
			36-2		41-2
			37-2	35174-31G00	38-11
			34-6		39-11
			35-6		40-11
			36-6		41-11
			37-6		38-5
			34-7	35300-31G92-999	39-5
			35-7		40-5
			36-7		41-5
			37-7	35710-31G00	42-1
			34-3		43-1
			35-3		44-1
			36-3		45-1
			37-3	35718-03G30	42-3
			34-8		43-3
			35-8		44-3
			36-8		45-3
			37-8	35726-31G10	42-8
			31-1	34955-13E00	44-8
			35-9	35726-31G40	43-8
			36-9		45-8
			37-9	35726-31G50	43-9
			25-41		45-9
			34-5	35950-14A11	38-16
			35-5		40-16

30000

PART NO.	FIG.NO.-REF.NO.	PART NO.	FIG.NO.-REF.NO.	PART NO.	FIG.NO.-REF.NO.
35970-07F01	42-15		48-27-2	42531-31G01	50-6
	44-15		49-27-2	43110-31G00	51-1
35970-14A20	42-10	37400-31G00	71-22	43130-24A00	88-14
	44-10	37720-31G00	27-28		89-14
35975-31G00	42-11	37740-38F01	46-19		90-14
	44-11		47-19		91-14
35976-31G00	42-12		48-19		98-9
	44-12		49-19		99-9
36610-11H31	46-1	38730-09F00	46-21		100-9
	47-1		47-21		101-9
	48-1		48-21		102-9
	49-1		49-21		103-9
36618-31G00	46-3	38740-31G01	46-22		104-9
	47-3		46-23		105-9
	48-3		46-24	43440-58J00	96-30
	49-3		47-22	43510-11HA0	52-1
36618-31G10	46-4		47-23	43520-11HA0	52-2
	47-4		47-24	43990-31GB0	52-5
	48-4		48-22	44100-31G12	57-1
	49-4		48-23	44200-31G00	57-2
36619-31G00	46-28		48-24	44281-03G00	57-9
	47-28		49-22	44390-31G21	57-13
	48-28		49-23	44391-31G00	57-16
	49-28		49-24	44425-31G00	57-4
36744-31G00	46-14	38741-31G20	46-25	44434-31G10	57-6
	47-14		47-25	44541-31G00	57-12
	48-14		48-25	44542-10G00	57-14
	49-14		49-25	44596-10G00	57-22
36855-38F10	46-13	38750-31G00	46-26	44597-10G00	57-23
	47-13		47-26	44881-31G00	57-5
	48-13		48-26	45100-31G21-P21	84-1
37110-38F00	49-13	38850-03G10	49-26	45141-21G00	84-5
	46-16		46-15	45146-31G10	84-2
	47-16		47-15	45149-31G00	84-3
	48-16		48-15	45149-31G10	84-4
	49-16		49-15	46310-31GB2-YSN	53-4
37112-24500	46-18	38852-03G20	46-7		54-4
	47-18		48-7		55-4
	48-18	38852-09F50	47-7		56-4
	49-18		49-7	46410-31G13-YSN	53-1
37142-19B00	46-17				54-1
	47-17				55-1
	48-17				56-1
	49-17			47437-31G00	73-18
37146-19B00	46-27-1				74-18
	47-27-1	41100-31G00-019	50-1		75-18
	48-27-1	41561-31G00	50-7		76-18
	49-27-1	42415-66D00	96-36		
37146-19B10	46-27-2	42511-31G02	50-4		
	47-27-2	42521-31G00-291	50-2		

40000

PART NO.	FIG.NO.-REF.NO.	PART NO.	FIG.NO.-REF.NO.	PART NO.	FIG.NO.-REF.NO.
50000		53111-31G03-YLZ	62-1-2 63-1-2	53212-31G01	65-17 62-10
		53111-31G03-YPW	62-1-3 63-1-3		63-10 64-10
		53111-31G03-YT9	62-1-4 63-1-4	53281-31G01-291	65-10 59-4
		53111-31G03-YU1	62-1-5 63-1-5	53281-31G11-291	61-4 58-4
51210-31G10	85-4	53111-31G03-YU1	64-1-2 65-1-2	53282-31G01-291	60-4 58-10
51231-11H00	85-2	53111-31G50-PGR	64-1-1 65-1-1		59-10 60-10
51236-31G00	87-9 87-11	53116-31G00	62-19 63-19	53283-31G01-291	61-10 58-11
	96-2		64-19 65-19		59-11 60-11
	96-4		62-20 63-20	53284-31G01-291	61-11 59-5
	96-6		64-20 65-20	53284-31G11-291	58-5 60-5
	96-8		58-1	53341-31G01-YLG	62-6-1 63-6-1
51241-11H00	85-3	53117-31G00	62-7-1 63-7-1	53341-31G01-YLZ	62-6-2 63-6-2
51255-18900	87-13		62-7-2 63-7-2	53341-31G01-YPW	62-6-3 63-6-3
	96-11		62-7-3 63-7-3	53341-31G01-YT9	62-6-4 63-6-4
51255-31G00	96-15		62-7-4 63-7-4	53341-31G01-YU1	62-6-5 63-6-5
51259-31G00	85-17		62-7-5 63-7-5	53341-31G50-PGR	64-6-2 65-6-2
51260-31G10	85-5	53118-31G01-291	64-7-2 65-7-2	53341-31GC1-PHW	64-6-1 65-6-1
51270-31G10	85-6		62-2 63-2	53411-31G02	62-2 63-2
51281-31G01	85-1		64-2 65-2		64-2 65-2
51650-31G20	86-1		62-12 63-12	53421-31G01	62-3 63-3
51653-31G20	86-2		64-12 65-12		64-3 65-3
51661-31G00	86-8		57-15 62-14	54110-31G00	88-1 89-1
51662-31G00	86-9		62-17 63-14		90-1 91-1
51663-31G10	86-10	53119-31G02-YLZ	64-17 65-14	54725-09F01	88-7 89-7
51670-31G00	86-4	53119-31G02-YPW			90-7
51673-31G00	86-5				
51678-31G00	86-3	53119-31G02-YT9			
52100-11H10-019	87-1				
52410-31820	87-4	53119-31G02-YU1			
52420-31820	87-6				
52430-31820	87-8	53119-31G50-PGR			
52440-31820	87-10				
52454-45G00	87-15 96-10	53119-31GC2-PHW			
	96-24	53145-07G01			
52455-31G10	87-12				
53110-31G10-291	62-13				
	63-13				
	64-13	53146-05G00			
	65-13				
53110-31G20-291	62-16				
	63-16				
	64-16				
	65-16				
53111-31G03-YLG	62-1-1 63-1-1				

PART NO.	FIG.NO.-REF.NO.	PART NO.	FIG.NO.-REF.NO.	PART NO.	FIG.NO.-REF.NO.
	91-7		69-3		91-10
	98-7		70-3	59240-31G50	94-4
	99-7	56321-11H00-291	67-5	59250-31G00	94-9
	100-7		68-5	59261-31G00	94-6
	101-7		69-5	59271-31G00	94-7
	102-7		70-5	59300-13810	93-2
	103-7		71-7		93-16
	104-7	57100-27H11	71-8	59300-31G01-999	93-15
	105-7	57126-07G00	71-9	59303-14500	93-10
54901-31G40	92-1	57211-21G10	71-1		93-24
54903-31G00	92-6		71-12	59314-13A00	93-7
54904-31G00	92-7	57421-39D20	71-2		93-21
54925-19B01	92-4	57431-04F00	71-3	59315-27C00	93-4
54925-31G01	106-4	57431-09F00	71-15		93-18
54930-31G13	92-5	57433-09F00	71-4	59351-31G00	93-26
54931-31G12	92-3	57441-08C00	71-17	59382-13A00	93-6
54933-31G12	92-2	57442-08C00	71-18		93-20
55110-11H00	88-13	57460-14J01	71-5	59386-13A00	93-5
	89-13	57465-17C00	71-6		93-19
	90-13	57501-27H00	71-13	59387-00B20	93-8
	91-13	57541-38FA0	71-21		93-22
55310-11H00-291	88-2-1	57620-27820	71-14	59388-00B20	93-9
	89-2-1	57790-38FA0	71-20		93-23
	90-2	57800-31G11	72-1	59431-31G10	88-11
	91-2	57830-27H00	72-2		89-11
55310-11H00-YUM	88-2-2	57911-31H00	72-7		90-11
	89-2-2	57940-31G10	72-4		91-11
56111-31G00	66-1	58300-31G10	66-2	59480-31G40	94-3
56160-11H00	67-8	58510-31G00	51-9	59600-12D10	95-1
	68-8	58620-31G00	66-4	59600-45850	95-2
	69-8	58620-31G10	66-10	59666-44300	95-3
	70-8	58626-31G00	66-3	59667-44B00	95-4
56211-09F00-291	86-14	58810-31G10	66-6	59671-36500	95-7
56211-31G10-291	86-15	59100-31850	93-29	59675-02FA0	95-8
56311-11H01-YLG	67-1-1	59100-31860	93-31	59748-15400	95-9
	68-1-1	59100-31G00-999	93-1	59749-15400	95-10
	67-1-2	59121-01A00	93-13		
	68-1-2		93-27		
56311-11H01-YPW	67-1-3	59122-01A00	93-14		
	68-1-3		93-28		
	67-1-4	59145-39D00	93-11		
	68-1-4		93-25		
56311-11H01-YU1	67-1-5	59151-31G00	93-12	60000	
	68-1-5	59211-31G10	88-8		
56311-11H50-PGR	69-1-2		89-8		
	70-1-2		90-8		61510-31821
56311-11HC1-PHW	69-1-1		91-8	61520-31821	96-3
	70-1-1	59231-31G10	88-10	61530-31830	96-5
56317-31G00	67-3		89-10	61540-31830	96-7
	68-3		90-10	61551-31G10	96-21

PART NO.	FIG.NO.-REF.NO.	PART NO.	FIG.NO.-REF.NO.	PART NO.	FIG.NO.-REF.NO.
61552-31G10	96-9		74-5	65110-11H00	98-8
61553-31G10	96-23		75-5		99-8
61554-31G00	96-14		76-5		100-8
	96-22	63331-31G01-291	77-3		101-8
61600-11820	96-19	63341-31G01-291	77-4		102-8
61615-31G00	96-31	63342-31G02-291	77-1		103-8
61616-31G00	96-32	64110-31G01	98-1		104-8
61651-31G10	96-34		99-1		105-8
61652-31G20	96-35		100-1	65310-11H00-291	98-2-1
61660-31G20	96-38		101-1		99-2-1
62100-11H10-019	97-1		102-1		100-2
63111-31G02-YLG	73-1-1		103-1		101-2
	74-1-1		104-1		102-2-1
63111-31G02-YLZ	73-1-2		105-1		103-2-1
	74-1-2	64124-31G00	107-20		104-2
63111-31G02-YPW	73-1-3	64200-31G20	107-1		105-2
	74-1-3	64215-31G00	107-4	65310-11H00-YUM	98-2-2
63111-31G02-YT9	73-1-4	64292-31G00	107-5		99-2-2
	74-1-4	64293-31G00	107-7		102-2-2
63111-31G02-YU1	73-1-5	64294-31G00	107-12		103-2-2
	74-1-5	64295-31G00	107-6	68151-03G40	58-2
63111-31G50-PGR	75-1-2	64296-31G00	107-9		59-2
	76-1-2	64297-31G00	107-8		60-2
63111-31GC2-PHW	75-1-1	64298-31G00	107-10		61-2
	76-1-1	64420-31G00	107-11	68151-31GC0-EFG	62-21
63122-31G10	73-9	64440-31G01	107-13		63-21
	74-9	64443-31G01	107-19		64-21
	75-9	64451-31G10	107-14		65-21
	76-9	64455-31G00	107-15	68152-31GC0-EFG	62-22
63123-31G10	73-10	64456-31G00	107-16		63-22
	74-10	64484-31G00	107-18		64-22
	75-10	64492-31G00	107-17		65-22
63124-31G10	76-10	64723-03G00	98-4	68171-31GA0-1ZZ	67-2
	73-11		99-4		68-2
	74-11		100-4		69-2
	75-11		101-4		70-2
63126-31G10	76-11		102-4		73-17
	73-13		103-4		74-17
	74-13		104-4		75-17
	75-13		105-4		76-17
63127-31G10	76-13	64723-09F00	88-4	68171-31GF0-JLJ	73-16
	73-14		89-4		74-16
	74-14		90-4		75-16
	75-14		91-4		76-16
	76-14	64901-31G40	106-1	68332-03GF0	80-1-2
63128-31G10	73-12	64903-31G00	106-6		82-1-2
	74-12	64904-31G00	106-7	68332-11HE0	80-1-1
	75-12	64930-31G12	106-5		81-1
	76-12	64931-31G11	106-3		82-1-1
63251-31G00	73-5	64933-31G11	106-2		83-1

PART NO.	FIG.NO.-REF.NO.	PART NO.	FIG.NO.-REF.NO.	PART NO.	FIG.NO.-REF.NO.
68353-26E02	81-5				
	83-5				
68367-04641	80-4			80000	00000
	82-4				
68381-31G00	54-3				
	56-3	85451-75100	57-3		
68381-31G10	54-6				
	56-6				
68385-31G00	53-3				
	55-3				
68385-31G10	53-6				
	55-6				
68399-31G00	81-8			90000	
	83-8				
68617-03G00	80-2-1				
	81-2	92111-31G10	78-1		
	82-2-1	92112-31G00	78-5		
68617-03G10	80-2-2	92113-03G00	78-7	01547-0625B	5-3
	82-2-2	92114-03G20	78-8		5-14
	82-2-2	92141-31G00	78-9		5-17
68633-03G00	80-5-2	92142-31G00	78-10		5-21
	82-5-2	93100-31G00	79-1	01547-0630B	58-6
68633-09F00	80-5-1	93112-31G00	79-2		59-6
	81-3	93113-31G00	79-4		60-6
	82-5-1	93114-31G00	79-3		61-6
	83-3	93115-03G00	73-15	01547-0635B	5-4
68921-05G30	80-3-2		74-15		5-8
	82-3-2		75-15		5-22
68921-31G10	80-3-1		76-15	01547-0645A	18-16
	81-4	93191-09F20	79-10	01547-0650B	4-3
	82-3-1	95211-31G00	102-10	01547-0680B	4-4
	83-4		103-10	01547-0690B	4-5
68928-09F00	80-7		104-10	01550-0610B	19-4
	81-7		105-10		20-4
	82-7	96200-18A02	78-14		21-4
	83-7	99000-25030	108-4		22-4
68929-09F00	80-6	99000-25110	108-6	01550-0612A	42-9
	81-6	99000-25140	108-5		43-10
	82-6	99000-31110	108-3-2		44-9
	83-6	99000-31140	108-3-1		45-10
69100-13820	93-3	99000-32020	108-1-4	01550-0616A	15-21
	93-17	99000-32030	108-1-1		50-8
69132-28C00	93-30	99000-32040	108-2		94-8
	93-32	99000-32050	108-1-2	01550-0620A	2-19
69669-24A01	95-5	99000-32100	108-1-3	01550-0620B	27-22
69689-49300	95-6	99000-32130	108-1-5		32-8
		99011-11H62-03A	81-10	01550-0625A	2-4
			83-10		94-5
		99011-11H62-28B	80-8	01550-0630B	27-23
			82-8	01550-0635A	2-5

PART NO.	FIG.NO.-REF.NO.	PART NO.	FIG.NO.-REF.NO.	PART NO.	FIG.NO.-REF.NO.
01550-0812A	2-30 67-9 68-9 69-9 70-9		99-6 100-6 101-6 102-6 103-6		43-7 44-7 45-7 2-15 72-3
01550-0812B	4-8		104-6		08316-1008A 08316-1010A 14-4
01550-0816A	72-6		105-6		08319-2106A 51-5
01550-0835A	86-16	04211-09149	5-9		08319-2106B 71-16
01550-0850B	4-6	04211-11169	4-2		08319-3106A 79-7
01550-0875A	4-7 86-6		5-5 5-23		08319-3108A 15-4 08322-0104A 38-15
02112-0520B	71-10	04211-13189	2-9		39-15
02112-0535B	71-23		3-3		40-15
02112-0616A	18-11	04221-04089	27-16		41-15
02142-0520B	57-17 73-7	07120-0516A	27-33		08322-0106B 51-11
	74-7	07120-0835A	15-11		08331-31109 16-6
	75-7	07120-0840A	15-16		08331-3114A 27-26
	76-7	07130-0520B	34-10		08331-31259 25-23
	77-9		35-10		26-35
	79-8		36-10		27-27
02142-0608B	19-8 20-8 21-8 22-8	07130-0616A 07130-0620A 07130-0625A 07130-0635A	37-10 25-42 26-32 31-3		08331-31309 85-18 08331-41479 7-19 24-35 7-12 08331-41529 7-12 26-36
02142-0616B	79-5	07130-0825A	2-25		08331-41559 85-19
02162-0625B	32-6	08110-69040	27-24		08331-4162A 96-33
03141-0525A	67-6 68-6 69-6 70-6	08113-60050 08211-06121 08211-10281	107-3 27-25 87-14 96-12		08332-1108A 18-13 08361-3506A 30-12 09100-05019 31-6 31-8
03511-0512B	78-6		96-16		09100-06166 10-5
03541-0516A	58-14 59-14 60-14 61-14 62-23 63-23 64-23 65-23 78-3	08211-10305 08211-20363 08211-22365 08211-25463 08310-0005B 08310-0006A	9-5 25-21 26-34 25-22 71-11 27-6 51-8		09103-06064 2-3 09103-06195 51-4 09103-06297 18-15 09103-06302 14-2 09103-08212 2-10 09103-08283 52-6 53-2 53-5 54-2
03541-0616B	66-11	08313-20067 08314-4010B	15-9 85-8		54-5
04111-2020A	85-10 85-13 86-13		85-12 38-17 40-17		55-2 55-5 56-2
04111-4035A	88-6 89-6 90-6 91-6 98-6		42-13 42-16 44-13 44-16 42-7		56-5 96-37 52-4 09103-08286 09103-08332 107-21 09103-08357 29-30

PART NO.	FIG.NO.-REF.NO.	PART NO.	FIG.NO.-REF.NO.	PART NO.	FIG.NO.-REF.NO.
09103-10061	28-46		40-12		60-15
09103-10118	4-15		41-12		61-15
09103-10126	87-2	09125-05073	42-14		67-7
09103-10148	28-47		44-14		68-7
	29-33	09125-06119	16-2		69-7
09103-10179	2-11	09125-06122	9-9		70-7
09103-10180	2-12		25-11		78-2
09103-10255	87-17		25-26	09150-06015	51-16
09103-10290	9-3		27-18		66-9
09103-10294	29-31	09126-06011	24-27	09159-05019	57-19
09103-10366	102-11	09128-06013	32-4		73-8
	103-11	09139-06118	38-13		74-8
	104-11		39-13		75-8
	105-11		40-13		76-8
09103-10378	52-3		41-13		77-8
09103-10385	97-2		58-12		79-9
09103-10387	96-28		59-12	09159-10115	4-16
09103-10388	96-17		60-12		28-51
	96-27		61-12		29-40
09103-10389	87-16	09139-06137	57-20		86-20
09103-10392	96-13	09140-10021	88-3		87-3
09103-10405	29-34		89-3		87-18
09103-12028	24-18		90-3		96-18
09103-12049	24-19		91-3		96-29
09106-06105	2-22		98-3		97-3
09106-08160	88-9		99-3	09159-10223	96-39
	89-9		100-3	09159-14010	29-35
	90-9		101-3	09159-14027	86-12
	91-9		102-3	09159-16003	26-19
09106-08176	93-33		103-3	09159-18023	24-28
09106-08190	8-3		104-3	09159-22005	26-20
09111-06041	27-17		105-3	09160-05013	78-4
09111-06085	50-5	09140-12030	85-7	09160-05046	57-18
	88-12	09140-12035	85-9		77-7
	89-12	09140-20012	26-3	09160-06077	42-4
	90-12	09140-28006	29-18		43-4
	91-12	09141-18010	88-5		44-4
	92-8		89-5		45-4
	106-8		90-5	09160-06138	51-3
09111-06088	77-5		91-5	09160-08503	15-13
09111-06243	72-5	09141-20008	98-5	09160-10039	86-19
09116-06050	57-11		99-5		96-40
09116-06149	13-9		100-5	09160-10082	85-11
09116-06168	23-9		101-5		85-14
09118-06097	19-9		102-5	09160-14062	86-11
	20-9		103-5	09160-16026	26-21
	21-9		104-5	09160-35005	7-6
	22-9		105-5	09160-45006	7-15
09125-04031	38-12	09148-05038	58-15	09161-10009	94-2
	39-12		59-15	09164-08015	86-17

PART NO.	FIG.NO.-REF.NO.	PART NO.	FIG.NO.-REF.NO.	PART NO.	FIG.NO.-REF.NO.
09164-12018	10-14	09200-05001	51-10	09280-22001	18-14
09164-18004	24-29	09206-08001	2-2	09280-24003	30-10
09164-34001	25-12	09206-12006	8-5	09280-24010	86-7
09167-25013	25-36	09206-12007	8-7	09280-25004	24-32
09168-06023	2-6	09209-05011	27-29		25-16
	11-9	09209-13006	51-15	09280-25005	26-26
09168-08016	4-9		66-8	09280-26006	29-42
	11-5	09241-25007	2-20	09280-35006	27-30
	18-9	09247-12006	4-10	09280-57002	26-27
09168-10031	2-13	09247-12102	4-11	09282-34001	7-11
09168-12002	4-12	09247-14013	29-21	09282-34003	7-10
09168-12017	2-32	09248-14012	5-26	09283-14005	27-21
09168-14002	10-16		10-15	09283-25076	25-29
	29-19	09250-10011	78-11	09283-25095	7-18
09168-14014	5-27	09259-20008-XCO	29-8	09283-34008	26-28
09169-06045	79-6	09261-04009	16-5		26-29
09169-06073	58-7	09261-05005	7-16		107-2
	59-7		10-3	09283-35051	24-33
	60-7	09261-09002	107-22	09283-38012	85-15
	61-7	09262-20137	9-6	09283-38025	24-34
09169-06074	58-8	09262-20139	25-14		25-17
	59-8	09262-25003	25-30	09283-59001	29-28
	60-8		26-33		29-29
	61-8	09262-25006	7-17	09285-38002	85-16
	73-3	09262-25073	24-30	09289-05011	10-23
	74-3		25-20	09308-07011	38-9
	75-3	09262-25142	25-19		39-9
	76-3	09262-25153	25-15		40-9
09169-25001	25-37	09262-28023	29-22		41-9
09180-06248	13-10	09262-30077	25-28	09319-10055	87-5
09180-06264	42-5	09262-35075	24-31		87-7
	43-5	09262-40008	7-8	09320-08018	62-9
	44-5	09262-45007	7-9		63-9
	45-5	09262-65001	29-23		64-9
09180-06290	19-10	09263-20060	25-40		65-9
	20-10	09263-20062	29-24	09320-08028	13-11
	21-10	09263-20091	9-7	09320-08069	15-20
	22-10	09263-25068	26-23	09320-09018	42-6
09180-06293	57-10	09263-30050	26-24		43-6
09180-08152	15-14	09263-31009	8-2		44-6
09180-25083	25-27	09263-35043	7-7		45-6
09180-25097	25-13	09263-55003	29-25	09320-10042	19-11
09181-10158	16-4	09267-25014	26-25		20-11
09181-14002	29-36	09280-00046	29-26		21-11
09181-14195	27-19	09280-04004	4-14		22-11
09181-20195	25-39	09280-12009	14-5	09320-10501	38-14
09181-20223	26-4	09280-14011	51-2		39-14
09181-25139	27-20	09280-17003	5-25		40-14
09181-28195	29-20		29-27		41-14
09181-40195	26-22	09280-20002	29-37		58-13

PART NO.	FIG.NO.-REF.NO.	PART NO.	FIG.NO.-REF.NO.	PART NO.	FIG.NO.-REF.NO.
	59-13		49-8		64-11
	60-13	09407-14403	28-49		64-18
	61-13		28-50		65-4
09320-11021	58-9		46-9		65-8
	59-9		47-9		65-11
	60-9		48-9		65-18
	61-9		49-9		77-2
	73-4	09407-14407	46-11	09409-10306	77-6
	74-4		47-11	09421-04004	9-4
	75-4		48-11	09440-04010	27-32
	76-4		49-11	09440-08042	51-14
09320-12036	19-12	09407-18402	66-5		66-7
	20-12	09407-19401	23-14	09443-06080	46-20
	21-12		46-12		47-20
	22-12		47-12		48-20
09320-12071	15-15		48-12		49-20
09321-10019	62-15		49-12	09443-12019	51-6
	63-15	09407-25401	46-10	09471-12101	38-4
	64-15		47-10		38-8
	65-15		48-10		39-4
09352-50901-600	23-12		49-10		39-8
09360-10062	94-1	09408-00235	29-41		40-4
09362-09011	23-4	09409-07333	57-21		40-8
09364-08016	29-17		62-5		41-4
09380-25005	26-16		63-5		41-8
09381-20004	7-23		64-5	09471-12128	42-2
	28-6		65-5		43-2
	26-30		67-4		44-2
09381-21002	51-12		68-4		45-2
09390-22002	10-6		69-4	09481-10501	46-5
09390-50002	26-31		70-4		47-5
09401-08409	57-7		73-6		48-5
09401-08411	23-11		74-6		49-5
	28-48		75-6	09481-15501	46-6
09401-09403	57-8		76-6		47-6
09401-10403	29-39	09409-08335	50-3		48-6
09401-12409	23-5		58-3		49-6
09401-14301	13-7		59-3	09481-30501	32-3
09402-00512	26-37		60-3	09482-00456	2-16-6
09402-32512	23-6		61-3	09482-00457	2-16-7
09402-52208	13-8		62-4	09482-00515	2-16-5
09402-56901	2-23		62-8	09482-00516	2-16-4
09402-80501	28-52		62-11	09482-00528	2-16-1
09402-82208	6-11		62-18	09482-00529	2-16-2
09404-06429	23-13		63-4	09482-00590	2-16-3
	27-31		63-8	09493-20014	4-13
09404-08418	28-44		63-11	09800-21055	78-12
09407-11401	46-8		63-18	09816-00103	78-13
	47-8		64-4	09822-00003	78-15
	48-8		64-8		

SUZUKI LT-A500X(Z)L3 PARTS CATALOGUE

SUZUKI MOTOR CORPORATION All rights reserved

No part of this document may be reproduced or transmitted in any form or by any means, electronic or mechanical, for any purpose, without the express written permission of Suzuki Motor Corporation.

SUZUKI MOTOR CORPORATION

Technical Readiness Group, Quality Administration Department
300 Takatsuka, Minami, Hamamatsu, Japan

Reprint Prohibited

SUZUKI MOTOR CORPORATION

PRINTED IN JAPAN

9900B-30754-000